

VALENA™ LIFE/ALLURE

THE EVOLUTION
THAT TRANSFORMS
YOUR DAILY LIFE



CATALOGUE
PAGES
INSIDE
→



Valena Life



Valena Allure

VALENA LIFE/ALLURE

The evolution
that transforms
your daily life

Drawing from decades of know-how, Legrand's Valena range is at once timeless and transformative.

With the Valena range of products and finishes, you can meet the requirements of all your customers.

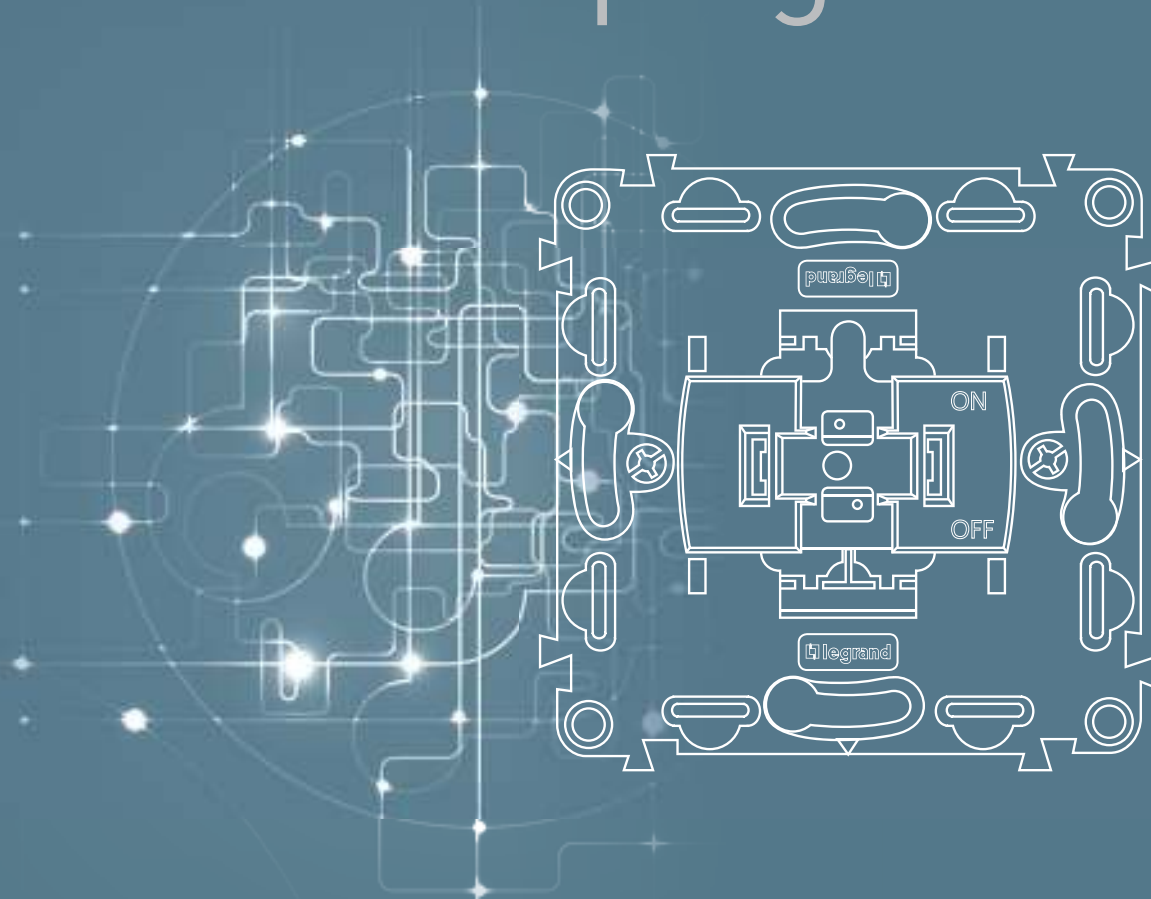
INDEX

- Valena Life/Allure - Innovation is in progress	4
- One mechanism two different designs	6
- Valena Life Design	8
- Valena Life - Finishes and colours	10
- Valena Allure Design	16
- Valena Allure - Finishes and colours	18
- Valena Life/Allure - The perfect solution wherever	24
- IN'MATIC: new mechanism and installation advantages	26
- Energy distribution	28
- Switches	32
- Lighting controls	34
- Radio controls	36
- Multimedia solutions	40
- Comfort in every situation	42
- Waterproofness and safety	44
- Valena MyHOME automation	46
- Technology and flexibility in the office	50
- Hotel room management	52
- Catalogue	54

Valena Life/Allure

Innovation

is in progress



With Valena, Legrand designs new electromechanical and electronic solutions for more and more state of the art systems.


Valena IN'MATIC mechanism

- Safe
- Reliable
- Performing



New functions

- Comfort
- Communication
- Security
- Wireless



MyHOME

Automation
system



One mechanism two different designs



Valena IN'MATIC

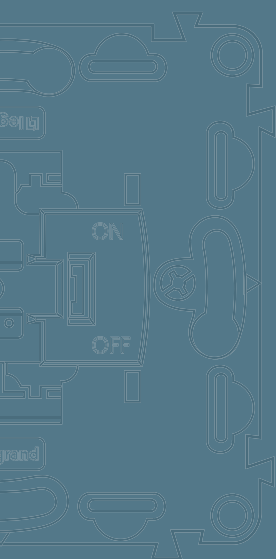
The new Valena Life/Allure range is equipped with the brand new In'Matic mechanism. Valena In'Matic is the result of many years of studies, listening to market demands and true installation tests to make installation and maintenance easier, optimise the electric performance and improve installation comfort.



Valena Life




Valena Allure



Valena Life Design

square within
a square
rationalism
contemporary
delicacy
neutrality



The importance of details

Valena Life renews itself maintaining its sophisticated style and multiplying innovative solutions.

“The subtle curves of the switch and the delicacy of the lines give lightness to the product. Valena Life’s identity lies, above all, in its details.”

Florent Glenisson,
designer of the Valena Life / Allure
range, Legrand Group.





Lightness at the service of your touch

The modern concave rocker.

The light side of slimness

The back gives the impression
that the product is floating
on the wall.



Valena Life

Timelessly Classic

Simple. Subtle.
Finishes that will blend in seamlessly
in any environment



WHITE

IVORY

PEARL

WHITE-CHROME

IVORY-GOLD

WHITE



Valena Life

Boldly Expressive

Creative prints and vibrant colours
add another dimension to every ambience



LINK



Valena Life


Truly Contemporary

A modern and refined collection that expertly blends the natural with the industrial, from bold to understated – and everything in between



COPPER STYLE





Valena Allure Design

fresh
curves
original
rupture
innovative

An iconic design

“The Valena Allure range represents a real innovation in design and form. Its curves and subtle roundness both seduce the user and endow the product with a lightness and modernity. It represents a true departure from the classic shapes.”

Florent Glenisson,
designer of the Valena Life / Allure
range, Legrand Group.



Step out of the ordinary

Valena Allure: innovative design can transform the home into an area of new experiences.

The light

An integrated, subtle and sophisticated light option under the switch allows users to easily locate it even in the dark and give the ambience a technological touch.



Valena Allure

Tasteful classic

The exquisiteness of the round shapes magnified not only by classic and contemporary colours but also by graceful prints



A bi-material plate,
with a rounded surface



Valena Allure

Genuinely elegant

A sight for sore eyes – finishes that blend the delicacy of the chrome or golden surround with noble and refined materials for an unparalleled experience



An interior and exterior metal ring which envelops a refined material, for a noble finish



Golden metal ring



Chrome metal ring



WALNUT

BLACK BAROQUE

LEATHER

PURPLE BAROQUE

CARBON

WHITE MIRROR

Valena Allure

Outstandingly unique

A range of sumptuous real materials
and unexpected inlaid adornments
for outstanding personalities
and extravagant interiors



A real material option,
for your high design,
high impact interior






Valena Life/Allure

The perfect solution

wherever

The wide range of functions meets any expectation, and fits with elegance and simplicity in any room of the residential and tertiary sectors.



More than 150 functions available in the 2 designs to fit with elegance and simplicity everywhere.



Valena IN'MATIC

Safe Reliable
Robust

PROTECTED CONTACTS IP2X MECHANISM

No finger contacts with live parts during installation

BIGGER RELEASE BUTTONS

More comfort for your fingers

METAL SUPPORT FRAME COVERED BY PLASTIC LAYER


Protection against electrical shock and injuries

SHUTTER FOR CHILD PROTECTION

Embedded in the mechanism

TEST POINTS

Free access without removing the device from the box



Detail from one-way switch

Double teeth claw system



- 1 - More effective grip and better tear resistance
- 2 - Completely protected claws at the neutral position, to avoid damage to the wires and injuries of the hand during installation
- 3 - Fast and automatic return to the neutral position




IN'MATIC : better performance and maximum quality for sockets and controls

Automatic terminals with coloured cable entry



- Fast and toolless:** just a few seconds needed to wire the device.
- Reliable:** longlasting connections guaranteed.
- Taping off:** faster and easier than with a screw terminal.



Suitable for both rigid and flexible cable

Protection cover



Protection of the device against dust, paint and scratches, even after installation. No need to remove the protection when the product is used before the cover plate installation.

LED Plug-in



Illuminated functions with LED technology: energy saving, longlasting solution.

Valena IN'MATIC

Simple and Faster




INSTALLATION PROCEDURE

- 1 Fix the device into the box
- 2 Clip the screwless cover plate into the mechanism (screwdriver not needed)
- 3 Complete the work by clipping the plate. The screwless cover plate guides you in this process



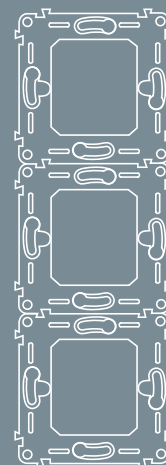
Innovative docking system for multi-gang installation



Visual quality of the final seal: perfect alignment of all the products.

Thanks to an innovative docking system, the support frames can be perfectly and easily joined for multi-gang installation.

The new system guarantees the stability and solidity of the devices during assembly: installation of the plastic cover of the mechanism and the cover plate.



Perfect for installations in both horizontal and vertical orientation.

Energy

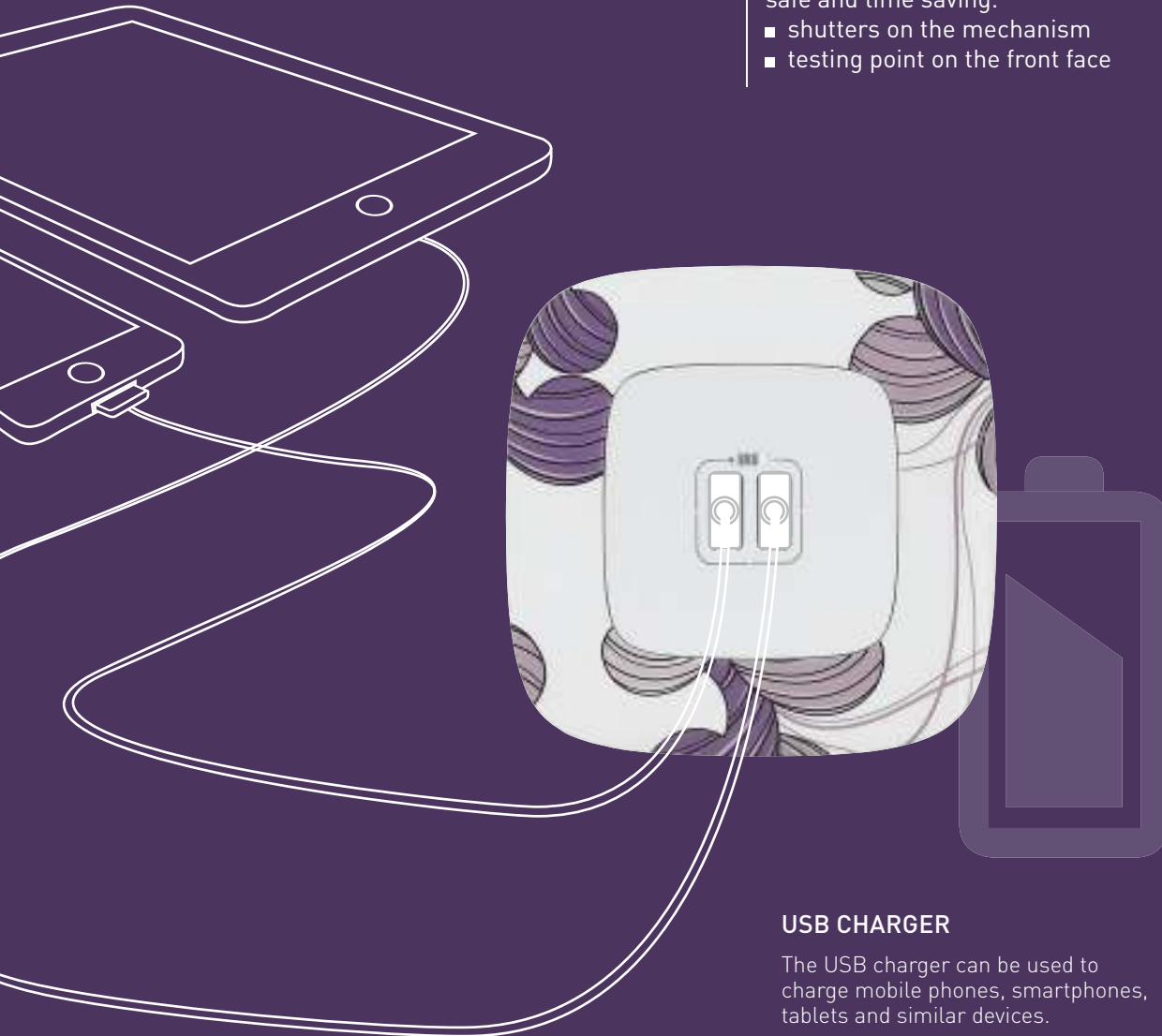
distribution

A very wide offer
for new buildings
and refurbishment

A complete catalogue of 2P+E socket outlets lets you solve all types of high quality domestic and commercial applications.

The socket outlet range features

- automatic terminals: safe and time saving.
- shutters on the mechanism
- testing point on the front face



USB CHARGER

The USB charger can be used to charge mobile phones, smartphones, tablets and similar devices.



**2P+E /USB MIXED SOCKET:
SAVE SPACE**

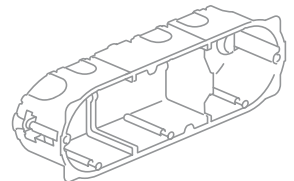


Replace a traditional socket by a combination of a 2P+E/USB mixed socket without changing the flush mounting box and the cabling.



PREWIRED DOUBLE AND TRIPLE SOCKETS

Only one socket outlet to cable.



**DOUBLE SOCKET
OUTLETS**



Fits in one single standard box, saving time and space.



**COLOURED
SOCKETS**

For specific circuits.



**INDICATOR
SOCKETS**

All single 2P+E socket mechanisms can become indicator.

Switches

A complete offer
for residential
and commercial
applications


A broad range
of solutions to meet
all your customer
needs.



Available in 10AX and 16AX.




TWO-WAY INDICATOR SWITCH



ILLUMINATED TWO GANG TWO-WAY SWITCH



PULL CORD CHANGEOVER PUSH-BUTTON



New multifunction commands: only one device for five functions

- Two-way switch
- Two gang two-way switch
- Changeover push-button
- Two gang changeover push-button
- Two-way switch / changeover push-button.



PLUG-IN LED FOR LUMINOUS FUNCTIONS

Led technology ensures high reliability, long life and energy saving



VALENA LIFE

Illuminated and indicator functions with elegant light blue color.



VALENA ALLURE

With ALLURE you can create a backlight using dedicated LED. A subtle and innovative light halo is integrated under the rocker.

Lighting controls

A complete range
for every kind
of lamp

Different solutions
for your comfort, safety
and energy saving.



ENERGY SAVING SWITCH

Is the perfect solution for a child's room, cellar, corridor, etc.

The light is switched on by the user and goes off automatically when no one is in the room.

New dimmers: for an efficient management of all types of load



PUSH DIMMER

2-wire universal dimmer to control and adjust all types of load, LED and CFL included.



1000W DIMMER* WITH 5 STATUS LED

Can be associated with push-buttons. Memorises previous light level used.

Illumination only when needed



MOTION SENSOR

To manage lighting without waste.



SKIRTING LIGHT WITH MOTION SENSOR

Light up the path automatically when somebody is passing.



TIMER SWITCH

Light off after programmable delay.


* This function is available only in Valena Life design.

Radio controls

Light and shutter
radio controls
for simple and
flexible electric
wiring

Thanks to the radio transmission and the battery powering of controls, the devices easily integrate with the infrastructure of the traditional electric system, without the need for any additional wiring.

The use of radio technology (mesh network) for the communication of devices makes it possible to use the solutions in large spaces with obstacles and partition walls.



WIRELESS
CONTROL

Application for mobile devices.

Turn the house into a connected home.



THE RANGE IS SPLIT INTO:

- devices to control the load, integrated in the electric system;
- battery operated control devices, installable everywhere in full freedom;
- a radio/wi-fi gateway to let people easily connect to the installation inside and outside the home.




RADIO TECHNOLOGY

Thanks to the radio technology 2,4GHz, 16 channel, self-healing mesh network the devices in the system do not interfere with wireless devices in the house such as burglar system, computer, network, Wi-Fi data, etc.



SIMPLE AND QUICK SYSTEM CONFIGURATION

The system configuration does not require tools or software. To include and associate all the devices of the radio network, a simple pressure of the appropriate push-button on the front of each device itself is enough.



Radio Controls: Application examples

Addition
of a second light
control point

The traditional switch connected to the lamp is replaced by a radio switch without neutral. The radio switch is managed using an ON/OFF radio wireless control installed near the bed.





TRADITIONAL
SWITCH

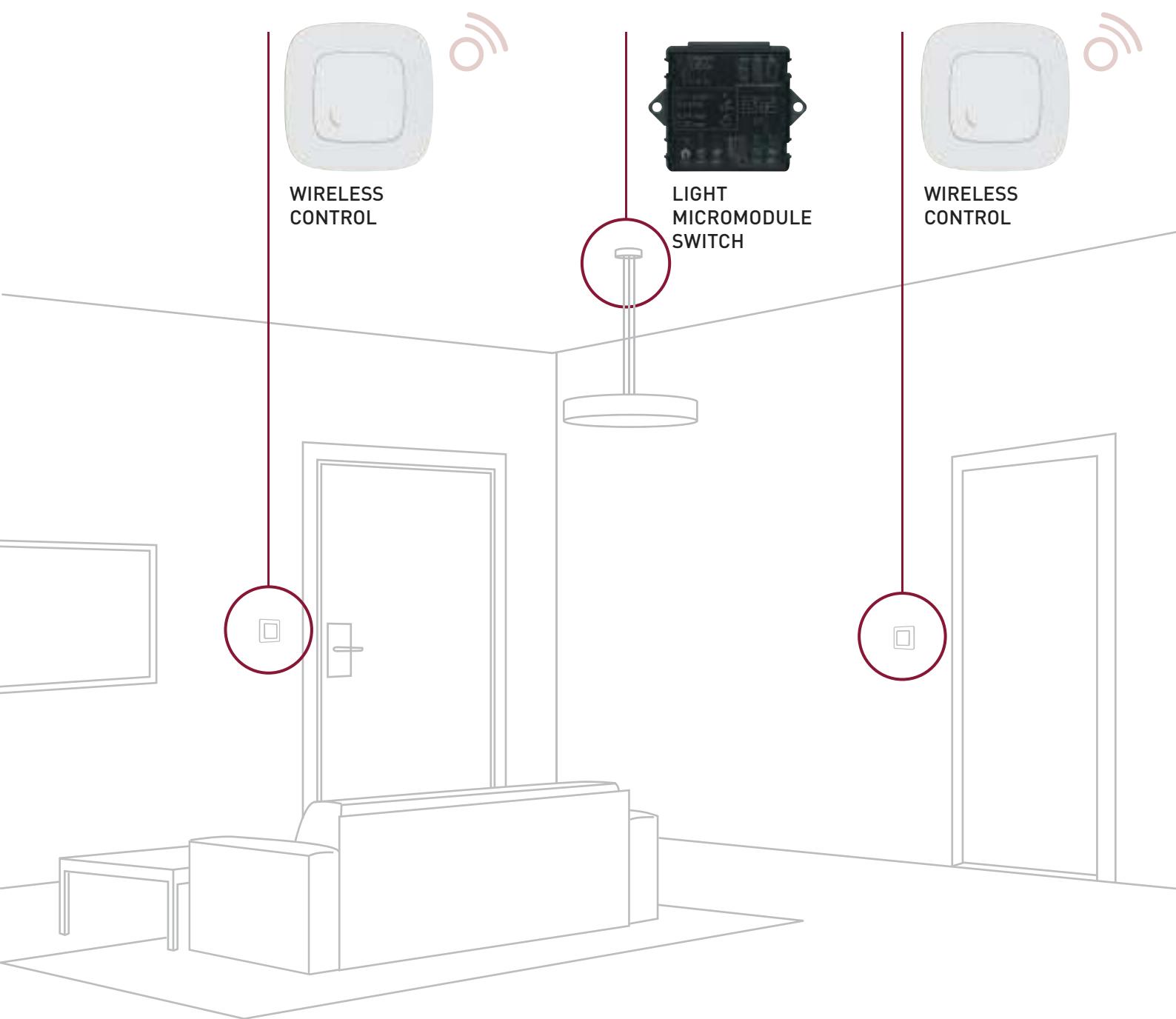


RADIO SWITCH
WITHOUT
NEUTRAL



WIRELESS
CONTROL





Creation of a two-way switch

The lighting system can also be made without flush mounted actuators. This is made possible by the use of a special small micromodule switch, which may be easily installed inside the light fitting cup. The switch is managed using wireless radio control installed anywhere inside the room, depending on the user's needs.

Multimedia solutions


All connections
at your fingertips

An easy, flexible
and high-quality offer.



BLUETOOTH MODULE

The Bluetooth module lets you play your smart phone's music, directly through your house's loudspeakers.





DATA, TV AND AUDIO/VIDEO CONNECTIONS

AUDIO/VIDEO SOCKETS

CONNECTION, ENTERTAINMENT, AND MULTIMEDIA

A complete range of products dedicated to audio/video connections provides the desired level of entertainment, relaxation and functionality.



TRIPLE RCA SOCKET



RJ 11 + RJ 45 SOCKET



HDMI 1.3



HD 15 + 3.5 mm JACK



TV-R-SAT SOCKET

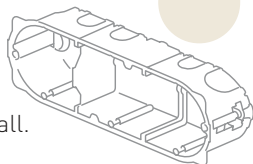
SOUND DIFFUSION SYSTEM

From the 'one-room' solution, to the multi-area complete solution.



ONE AREA SOUND DIFFUSION

Easy to install, full integration inside the wall.
Tuner or
Tuner with display.



MULTI AREA SOUND DIFFUSION

The right music in each room.
One local control
+ display by room
Intercom possibility.




LOUDSPEAKER

A wide choice (flush, false ceiling, invisible one).

Comfort in every situation

Comfort and elegance
to control domestic
heating

With Valena control devices,
you can satisfy all the comfort
needs of a modern flat or house.



PROGRAMMABLE THERMOSTAT

Weekly programming.
Permanent display
of the current program.

MANAGEMENT OF HEATING

Complete offer adapted to every kind of heating system using the same designs as all other wiring devices.



ELECTRONIC ROOM THERMOSTAT

To easily control the temperature in every single room.



FLOOR HEATING THERMOSTAT

To control the floor's temperature.



MANAGEMENT OF SHUTTERS

Moves blinds in a practical and effortless way, thanks to its user-friendly ergonomics with intuitive up, down and stop positions.



ROLLER BLINDS



ROLLER BLINDS RADIO SWITCH



Waterproofness and **safety**

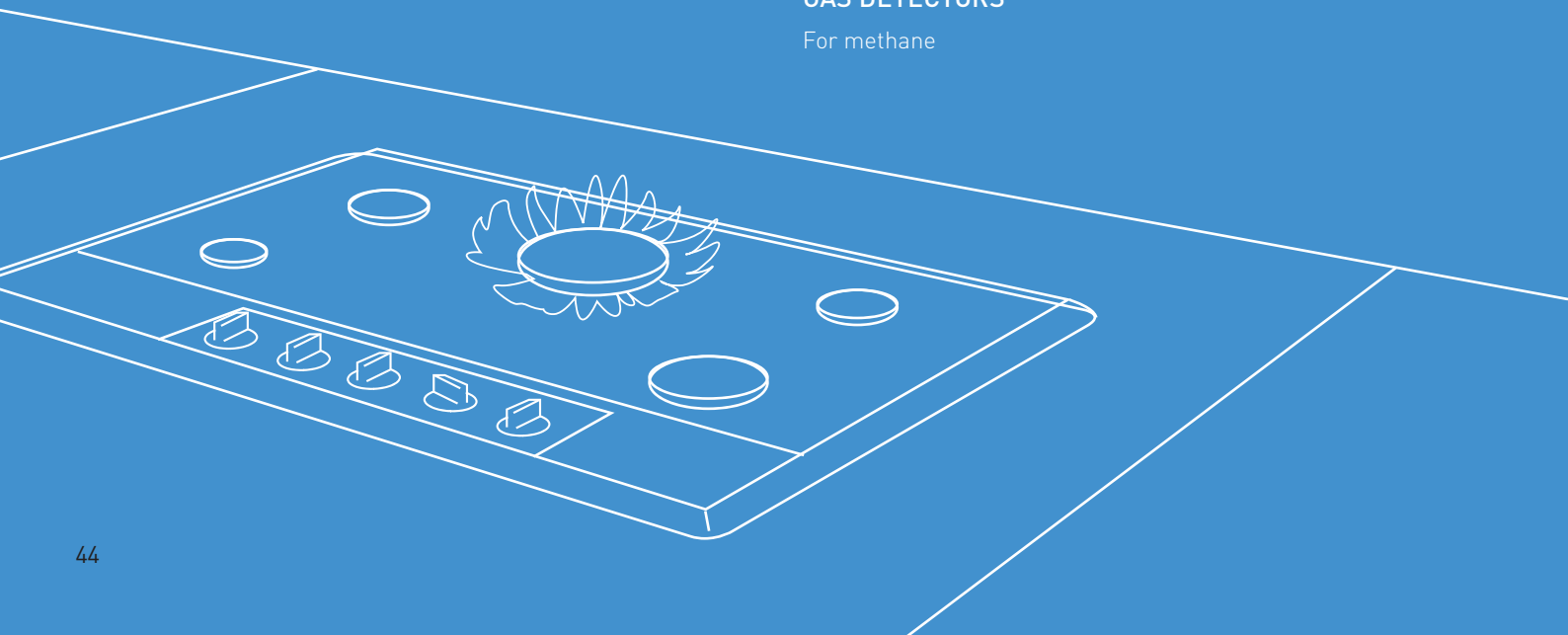
Valena makes
your home safer and
better protected

Flood and gas detectors
and IP44 functions
for perfect safety.



GAS DETECTORS*

For methane



TECHNICAL ALARMS*

Protection of the home against water and gas leaks with the same design as all other wiring devices.



GAS DETECTORS
For propane/butane.



WATER LEAK DETECTOR

IP44 PROTECTION*

A complete weatherproof range whenever an IP 44 protection index is required.



LIGHTING CONTROL



MOTION SENSOR



IP44 PLATE
To make all the In'matic mechanisms IP44.

* All the function belonging to the Technical Alarm and IP44 protection range are available only in Valena Life design.

Valena™

MyHOME® automation

Thanks to a wide range of devices, MyHOME offers simple and efficient solutions to meet the safety, comfort, energy and communication needs of any private home and service sector establishment. Thanks to intelligent and programmable electronic devices, MyHOME makes it possible to access, in a simple and customised way, advanced functions that would

be difficult in a traditional electric system. In addition, its installation modularity and the functional integration of the various devices offer freedom to decide which applications to install immediately, and which in the future, without the need for important structural updates, and with highly effective cost management. MyHOME can also be integrated with other systems, such as KNX and DALI. Using the appropriate interface, and the TCP/ IP protocol, MyHOME is capable of managing and supervising the home also remotely, using a fixed telephone line, a mobile phone, or an internet connection.



MyHOME_SCREEN10

Thanks to the 10" 16/9 touch screen, users can manage and control the electric system, the multimedia functions (photos, audio, video), and the Internet connection.

POWER SUPPLY



Functions

COMFORT

- Light automation
- Management of shutters and automations
- Scenario activation

THERMOSTAT



LIGHT CONTROL



2-WIRE BUS



SCENARIO CONTROL



LIGHT AND SHUTTER CONTROL



8-KEY CONTROL



Device for remote control of the functions.



Valena™ MyHOME® automation

Functions

ENERGY MANAGEMENT

- Temperature control
- Air conditioning
- Load management
- Consumption display



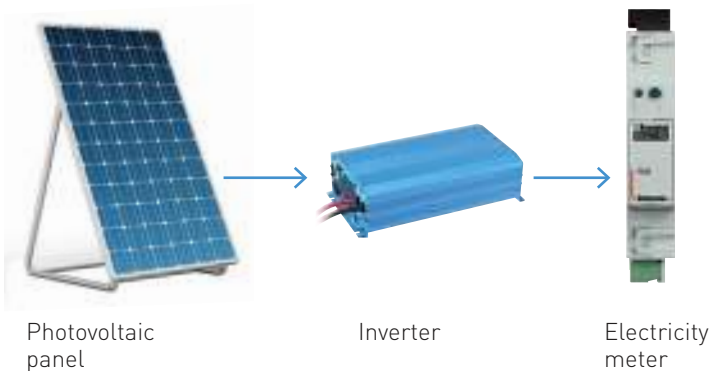
TEMPERATURE PROBE

With display



CONSUMPTION DISPLAY
MyHOME_SCREEN 10

Produced energy measurement




Photovoltaic panel

Inverter

Electricity meter

Energy consumption measurement



Gas meter with pulse output

Pulse counter interface

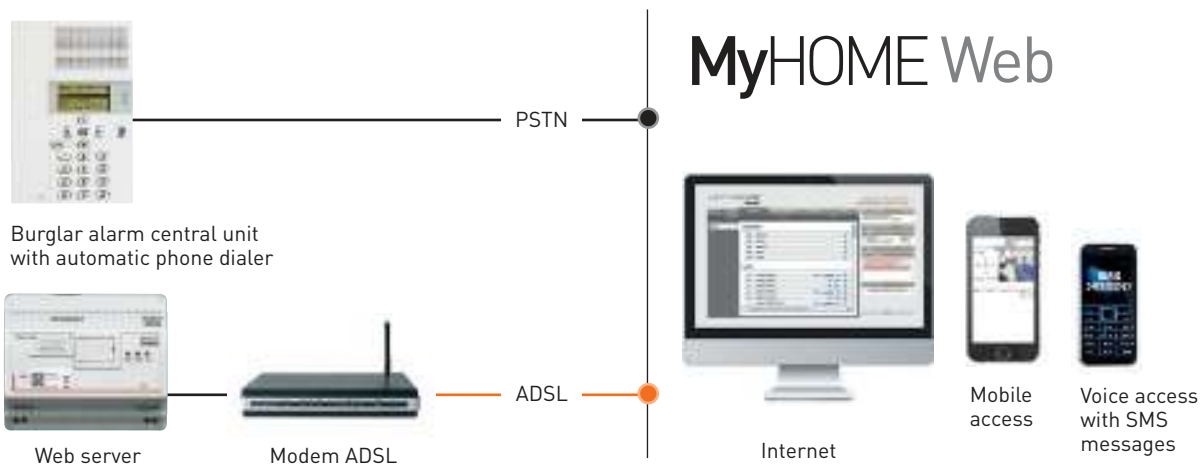
SUPERVISION AND MONITORING

MyHOME provides supervision and monitoring of the integrated functions in the home in total safety and discretion. Control can be remote and local. Remote control

is through a PC, hand held computer, telephone or mobile phone, using the Internet connection and the potentialities of the Web platform. Local using a simple control,

or an advanced device like the MyHOME_SCREEN 10 touch panel or a tablet with the MyHome Legrand application installed, which can be downloaded free of charge.

Remote control



Local control



MyHOME_SCREEN 10"



TABLET

With MyHome BTicino application.



NEW RJ45 TOOLLESS
CONNECTORS



USB CHARGER

Technology and flexibility in the office

“Nomadic” working practices and the constant desire to optimize productivity are influencing the way in which office buildings are designed. An infrastructure is therefore needed for flexible installation of electrical equipment and communication networks at the desired point.



Flush workstation for commercial buildings

Make the most of the 200 Mosaic functions with Valena Life aesthetics for a functional and compact workstation solution.

SPECIAL 8 MODULE AND 2x8 MODULE SUPPORTS*

With Valena Life plate available in white and aluminium versions.



1000W DIMMER*

For commercial buildings, with 5 status LED.

Automation system



The Valena offer includes devices which conform to the KNX international standard, which is the most widely used technology for the intelligent management of buildings.

MAIN APPLICATIONS:

- Lighting control
- Shutter/slat controls



CONTROL KNX

With aesthetic lighting.

* This function is available only in Valena Life design.

Hotel room management

A complete offer for a state of the art electric system in the hotel room as well

The Legrand Hotel range has been designed for a pleasant hotel stay, making guests feel as if they were in their own homes.



"DO NOT DISTURB - MAKE UP ROOM"
LAMP WITH DIFFUSER, DOORBELL AND
READER FOR ACCESS CONTROL FUNCTION



INSIDE THE ROOM:
"DO NOT DISTURB -
MAKE UP THE ROOM"
PUSHBUTTONS,
AND KEY CARD SWITCH

Immediately at ease

The presence of a key card switch invites the guest to immediately interact with the room services on offer. To be left undisturbed simply press the "do not disturb" control.



Connection, entertainment, and multimediality

A range of products dedicated to audio/video connections provides the desired level of entertainment and relaxation.



USB CHARGER

HDMI CONNECTOR

To manage readers and electronic devices such as DVDs, digital cameras and MP3 readers.



MyHOME DIGITAL THERMOSTAT



MyHOME 8-KEY CONTROL

The right atmosphere, in one move

Thanks to the new MyHOME device control with 8 keys (customisable) and digital thermostat installed at the side of the bed, you can recreate the desired atmosphere with a single touch, adjusting the light, temperature and shutter.



Extra attention to safety

Skirting light with motion sensor for the night, alarm pull cords and sockets to ensure maximum safety at all times.



Supervision software

To control the status of the rooms with the corresponding notifications, and manage the available functions. It also performs functions connected with programming the keycards.

2 TYPES OF SOFTWARE AVAILABLE:

- Management of up to 20 rooms or common areas
- Management of over 20 rooms or common areas



Valena™ INMATIC mechanisms

switches



7 520 01 + 7 550 00
+ 7 540 31



7 520 06 + 7 550 07
+ 7 543 91



7 520 07 + 7 552 72
+ 7 541 31



7 520 65 + 7 547 10
+ 7 541 21



7 550 95 + 7 543 01

Valena In'Matic mechanisms are supplied with metal support, for claw or screw mounting.
Supplied with mounted dust protection transparent shield.
To be equipped with Valena Life or Valena Allure cover plates and plates. Packaged in boxes.

Pack	Cat.Nos	Switches 10 AX - 250 V~	Pack	Cat.Nos	Switches 10 AX - 250 V~ (continued)
10	7 520 01	One-way switch Automatic terminals. Become illuminated with LED Cat.No 0 676 84. Become indicator with LED Cat.No 6 650 91	10	7 520 05	2-gang one-way switch Automatic terminals Become illuminated with 2 LEDs Cat.No 0 676 84 Become indicator with 2 LEDs Cat.No 6 650 91
10	7 520 06	Two-way switch Automatic terminals. Become illuminated with LED Cat.No 0 676 86 or 7 520 57 (surround lighting in Valena Allure range)	5	7 520 08	2-gang two-way switch Automatic terminals Become illuminated with 2 LEDs Cat.No 0 676 86 or 7 520 57 (surround lighting in Valena Allure range). Become indicator with 2 LEDs Cat.No 6 650 91
5	7 520 10	Two-way switch with neutral terminal Automatic terminals Become illuminated with LED Cat.No 0 676 86 or 7 520 57 (surround lighting in Valena Allure range). Indicator version: with LED Cat.No 0 676 88 or 7 520 58 (surround lighting in Valena Allure range). Possibility to wire a lamp (locator or indicator version) between the phase and the neutral terminals, to avoid the "ghost effect"	5	7 520 03	3-gang one-way switch Screw terminals
1	7 520 23	Pull cord two-way switch Automatic terminals Possible accessory: Cat.No 0 898 05 pull cord 1.5 m. To be completed with Valena Allure cover plates (see page XXX selection chart)			Multifunction switch Automatic terminals 5 functions = 1 Cat.No Supplied with single and double coverplates to create: - a two-way switch or a changeover push-button - a 2-gang two-way switch or a 2-gang changeover push-button - a two-way switch + changeover push-button (on the left or on the right). Supplied in 2-gang changeover push-button mode, with fitted double coverplates, and an additional single coverplate
1	7 520 65	Energy saving switch Automatic terminals Installs and works like a conventional 2-way switch. But in addition, it switches off automatically after 10 minutes if no movement is detected by the built-in IR detector cell Detection field 160°. Detection range 8 m Compatible with any lamp - 12-150 W: incandescent and 230 V halogen - 12-150 VA: lamps with electronic or ferromagnetic ballast - 8-30 W (or 650 mA): LED and CFL All types of lamps can be mixed on the same circuit Ideal for rooms where the light may be left switched on needlessly (child's bedroom, box room)	1	7 521 21	White Valena Life
5	7 520 07	Intermediate switch Screw terminals Illuminated version: with LED Cat.No 6 650 90 Become indicator with LED Cat.No 6 650 91	1	7 522 21	Ivory Valena Life
1	7 520 32	Lighting + time delay ventilation switch, with neutral Screw terminals. For switching on a fan (extractor) and a light. When the light is switch-off, the fan continues for a period which can be set between 25 s and 15 min Lighting power: - ELV halogen with ferromagnetic or electronic transformer: 250 VA - 230 V halogen and incandescent: 250 W - Fluorescent tubes with ballast: 100 VA Fan power: 250 VA. The switch incorporates a LED for the illumination function (locator)	1	7 523 21	Aluminium Valena Life
1	7 520 61	Time delay switch, without neutral Screw terminals Accepted power by lamp type: - ELV halogen with ferromagnetic or electronic transformer: 400 VA - 230 V halogen and incandescent: 1000 W - Fluorescent tubes with ballast: 400 VA - Motor (e.g. ventilation): 250 VA Time delay setting from 25 s to 15 min The switch incorporates a LED for the illumination function (locator)	1	7 551 95	White Valena Allure
			1	7 551 96	Ivory Valena Allure
			1	7 551 97	Aluminium Valena Allure
			1	7 551 98	Black Valena Allure
					Illuminated multifunction switch Automatic terminals 5 functions = 1 Cat.No Supplied with 2 LEDs Cat.No 0 676 86, and single and double coverplates to create: - a two-way switch or a changeover push-button - an illuminated 2-gang two-way switch or an illuminated 2-gang changeover push-button - an illuminated two-way switch + illuminated changeover push-button (on the left or on the right). Supplied in illuminated 2-gang changeover push-button mode, with fitted double coverplates, and an additional single coverplate
			1	7 521 22	White Valena Life
			1	7 522 22	Ivory Valena Life
			1	7 523 22	Aluminium Valena Life
			1	7 551 95	White Valena Allure
			1	7 551 96	Ivory Valena Allure
			1	7 551 97	Aluminium Valena Allure
			1	7 551 98	Black Valena Allure

Valena™ IN'MATIC mechanisms

switches and push-buttons











7 520 27 + 7 550 00
+ 7 540 91



7 520 13 + 7 550 85
+ 7 543 61

Valena In'Matic mechanisms are supplied with metal support, for claw or screw mounting. To be equipped with Valena Life or Valena Allure cover plates and plates. Supplied with mounted dust protection transparent shield. Packaged in boxes.

Pack	Cat.Nos	Switches 16 AX - 250 V \sim
1	7 520 27	Two-way switch  Automatic terminals Become illuminated with LED Cat.Nos 0 676 86 or 7 520 57 (surround lighting in Valena Allure range)
5	7 520 02	Double pole switch  Screw terminals Become illuminated with LED Cat.No 6 650 90
1	7 520 41	Double pole indicator switch  Screw terminals LED Cat.No 6 650 91 included
Push-buttons 6 A - 250 V\sim		
10	7 520 11	Automatic terminals Changeover push-button  Become illuminated with LED Cat.Nos 0 676 86 or 7 520 57 (surround lighting in Valena Allure range). Available rocker with bell symbol or with transparent labelholder
1	7 520 17	Changeover push-button free contact  1 NO, 1 NC terminals and 1 free potential terminal For illuminated versions, please see LED offer, on page XXX.
1	7 520 24	Pull cord changeover push-button  Possible accessory: Cat.No 0 898 05 pull cord 1.5 m To be completed with Valena Allure cover plates (see page XXX selection chart)
1	7 520 18	2-gang changeover push-button  Become illuminated with 2 LEDs Cat.Nos 0 676 86 or 7 520 57 (surround lighting in Valena Allure range)
1	7 520 13	Illuminated push-button 12 V  Automatic terminals LED Cat.No 0 676 87 included

LEGRAND PACKAGING

Valena In'Matic PRACTICAL packaging

ADVANTAGES FOR THE WHOLESALERS

Rectangular box for 10 or 5 products, easy to stock. The product is individually placed in the box, maintained by an internal grid, avoiding damage and simplifying the counting.



ADVANTAGES FOR THE INSTALLERS

Legrand made guaranteed:

- Copytracer codes on sealed products box
- Additional information by scanning the QR code.
- Ideal packaging for big projects
- Installation schemes inside the box



Valena™ IN'MATIC mechanisms

dimmers



7 520 67 + 7 520 87
+ 7 543 91

7 520 62 + 7 548 92
+ 7 541 31

7 521 63 + 7 540 06

Valena In'Matic mechanisms are supplied with metal support, for claw or screw mounting.
To be equipped with Valena Life or Valena Allure cover plates and plates.
Supplied with mounted dust protection transparent shield. Packaged in boxes.

Pack	Cat.Nos	Dimmers 240 V~ - 50 Hz	Pack	Cat.Nos	Dimmers 240 V~ - 50 Hz (continued)
1	7 520 60	<p>Equipped with overvoltage and short-circuit protection. When switched on, light up at the level set before last switch-off Can be remotely controlled via non-illuminated push-buttons (Cat.No 7 520 11), with each push-button able to perform the ON/OFF and dimming function Screw terminals</p> <p>Rotary dimmer without neutral For all types of lamps: - dimmable LEDs: 5 W to 75 W (10 lamps max.) - dimmable compact fluorescent lamps: 5 W to 75 W (10 lamps max.) - halogen with ferromagnetic or electronic transformer: 5 VA to 300 VA - fluorescent tube - ballast: 5 VA to 300 VA - halogen and incandescent 240 V~: 5W to 300W When switched on, gradually (2 seconds) lights up at the level set before last switch-off</p>	1	7 520 67	<p>Screw terminals</p> <p>Dimmer, with neutral, for 1-10 V ballast For fluorescent lamps with 1-10 V ballast: 600 VA</p>
1	7 520 62	<p>Push-dimmer without neutral For all types of lamps: - dimmable LEDs: 5 W to 75 W (10 lamps max.) - dimmable compact fluorescent lamps: 5 W to 75 W (10 lamps max.) - halogen with ferromagnetic or electronic transformer: 3 VA to 400 VA - fluorescent tube - ballast: 3 VA to 200 VA - halogen and incandescent 240 V~: 3W to 400W When switched on, gradually (2 seconds) lights up at the level set before last switch-off Functioning: - dimming mode - pre-set level mode (0%, 33%, 66%, 100%) - nightlight mode: dimming down of the lamp for 1 hour</p>	1	7 521 63	<p>1000 W dimmers, with neutral Mechanism supplied with cover plate For the following kinds of lamps: - halogen with ferromagnetic or electronic transformer: 100 VA to 100 VA - halogen and incandescent 230 V: 100 W to 1000 W When switched on, gradually (2 seconds) lights up at the level set before last switch-off 5 LEDs displaying the current level of the circuit Supplied with with Cat.No 0 801 02 Batibox multimaterial 2-gang box (depth 40 mm). Supplied with cover plate. To be completed with a 5 modul plate (Valena Life or Valena Allure)</p>
			1	7 523 63	<p><input type="checkbox"/> White Valena Life / Valena Allure (common Cat.No) <input type="checkbox"/> Aluminium Valena Life / Valena Allure (common Cat.No)</p>

Valena™ IN'MATIC mechanisms

motion sensors, extractible emergency lamp, roller blind control, keycard switches



7 520 70 + 7 548 84
+ 7 540 71



7 521 78 + 7 543 01



7 520 69 + 7 541 21



7 520 25 + 7 543 91



7 520 29 + 7 551 45
+ 7 543 01

Valena In'Matic mechanisms are supplied with metal support, for claw or screw mounting. To be equipped with Valena Life or Valena Allure cover plates and plates. Supplied with mounted dust protection transparent shield. Packaged in boxes.

Pack	Cat.Nos	Motion sensors
1	7 520 70	<p>All sensors are compatible with any type of lamp Detection field 180° Detection range 8 m Integrated self-protection against overloads and short-circuits Screw terminals</p> <p>Motion sensor without neutral Accepted power by lamp type: - LEDs¹ 3 W to 100 W - Compact fluorescent¹ 3 W to 100 W - LEDs, CFLs, Halogen, fluorescent tubes with ferromagnetic or electronic ballast: 3 VA to 250 VA - 230 V halogen, incandescent: 3 W to 250 W Up to 3 sensors can be connected in parallel Time delay setting from 10 s to 10 min. Light level threshold setting from 5 lux to 1275 lux. Standby consumption: 0.02 W</p>
1	7 520 73	<p>Motion sensor with neutral Accepted power by lamp type: - LEDs: 0 to 50 W - Compact fluorescent: 0 to 50 W - LEDs, CFLs, Halogen with ferromagnetic or electronic ballast: 0 to 200 VA - fluorescent tubes with ferromagnetic or electronic ballast: 0 to 150 VA - 230 V~ halogen, incandescent: 0 to 400 W Only one sensor per circuit No remote manual control with push-button. Time delay setting from 10 s to 10 min Light level threshold setting from 5 lux to 1275 lux. Standby consumption: 0.55 W</p>

1: If several sensors are installed on the same circuit, the minimum load increases (see data sheet)

Pack	Cat.Nos	Skirting light with motion sensors
1	7 521 74	<p>Supplied with cover plate Screw terminals When someone passes it, the mechanism detects movement and lights the passage. Detection field 180°. Detection range 6 m LED lighting The function has a disengageable audible signal</p> <p> <input type="checkbox"/> White Valena Life <input type="checkbox"/> Ivory Valena Life <input type="checkbox"/> Aluminium Valena Life</p>
1	7 522 74	
1	7 523 74	
1	7 521 78	<p>Extractible emergency lamps Supplied with cover plate Screw terminals The lamp automatically turns on in case of power failure Push&pull system to extract the lamp from the charging base: this turns on the lamp which can then be used as a torch (ON-OFF) Working reserve: 2 hours Push button on the lamp to increase the light intensity</p> <p> <input type="checkbox"/> White Valena Life <input type="checkbox"/> Ivory Valena Life <input type="checkbox"/> Aluminium Valena Life</p>
1	7 522 78	
1	7 523 78	
1	7 520 69	<p>Roller blind controls Automatic terminals</p> <p>Roller blind switch 10 AX - 250 V~ For direct control of the motor Roller shutter/awning/canopy control</p> <p>Roller blind push-button 6 A - 250 V~ For control via electronic control unit</p>
1	7 521 69	
1	7 522 69	
1	7 520 25	<p>Keycard switch Electronic card-operated switch Screw terminals For energizing a circuit by inserting a card Example of use: hotel room power supply only when the guest is present 230 VA - 50/60 Hz Mechanism with 30s time delay after card removal. To be used with the card Cat.No 0 898 06 Card width max. 54 mm. Card not supplied</p>



All sensors are compatible with any type of lamp available on the market.
Infrared detection
Detection field 180°. Detection range 8 m.





Valena™ IN'MATIC mechanisms







key switches









7 521 25 + 7 540 01

Valena In'Matic mechanisms are supplied with metal support, for claw or screw mounting. Supplied with cover plate. Screw terminals. Supplied with mounted dust protection transparent shield. Packaged in boxes

Pack	Cat.Nos	Key switches 2 positions
		To be equipped with European key barrel Cat. No 0 697 95 (order separately) 2 contacts NO - 10 A - 230 V~
1	7 521 25	 <input type="checkbox"/> White Valena Life
1	7 522 25	 <input type="checkbox"/> Ivory Valena Life
1	7 523 25	 <input type="checkbox"/> Aluminium Valena Life
1	7 552 35	 <input type="checkbox"/> White Valena Allure
1	7 552 36	 <input type="checkbox"/> Ivory Valena Allure
1	7 552 37	 <input type="checkbox"/> Aluminium Valena Allure
1	7 552 38	<input type="checkbox"/> Black Valena Allure

Pack	Cat.Nos	Key push-buttons
		3-position key-operated push-button Changeover switch with off position - 10 A - 230 V~ Key can be removed in off position To be equipped with European key barrel Cat. No 0 697 95 (order separately)
1	7 521 19	 <input type="checkbox"/> White Valena Life
1	7 522 19	 <input type="checkbox"/> Ivory Valena Life
1	7 523 19	 <input type="checkbox"/> Aluminium Valena Life
1	7 552 45	 <input type="checkbox"/> White Valena Allure
1	7 552 46	 <input type="checkbox"/> Ivory Valena Allure
1	7 552 47	 <input type="checkbox"/> Aluminium Valena Allure
1	7 552 48	<input type="checkbox"/> Black Valena Allure

Pack	Cat.Nos	Key switches for emergency lighting
		42V AC/DC 100 mA
1	7 521 38	 <input type="checkbox"/> White Valena Life
1	7 522 38	 <input type="checkbox"/> Ivory Valena Life
1	7 523 38	 <input type="checkbox"/> Aluminium Valena Life
1	7 553 86	 <input type="checkbox"/> White Valena Allure
1	7 553 87	 <input type="checkbox"/> Ivory Valena Allure
1	7 553 88	 <input type="checkbox"/> Aluminium Valena Allure

Valena™ IN'MATIC mechanisms

thermostats and ventilation controls
















7 521 35 + 7 543 06



7 521 32 + 7 540 31

Valena In'Matic mechanisms are supplied with metal support, for claw or screw mounting. To be equipped with Valena Life or Valena Allure cover plates and plates. Supplied with mounted dust protection transparent shield. Packaged in boxes

Pack	Cat.Nos	Thermostats
		Screw terminals
		Electronic room thermostat
1	7 520 33	 Control knob with index and adjustable segments for min. and max. settings Adjustable range from 5°C to 30°C (+/- 0.5°C) Power supply: 230 V~ - 50/60 Hz One potential-free changeover contact output Suitable for controlling heated ceilings and underfloor heating - LV use breaking capacity: 8 A - 250 V~ - resistive inductive circuit 2 A - 250 V~ - inductive circuit - ELV use breaking capacity: 12 to 48 VA- 12 to 24 V=, from 1 mA min. to 500 mA max.
		Floor heating thermostat
1	7 520 34	 With one potential-free N/O contact and LED 16 A - 230 V~ Adjustable range from 10°C to 60°C Supplied with 4 m floor sensor (max. sensor length 20 m). Automatic freeze protection below 7°C.
		Programmable thermostats
		Supplied with cover plate Provides temperature regulation for oil, gas and electric heating installations in comfort, reduced and frost-free modes. Weekly programming. Permanent display of the current programme 4 preset programmes, 1 free programme, 4 time periods max. per day, 2 adjustable temperature levels. Manual switching possible. Adjustment range: 7°C to 30°C Adjustment accuracy: ± 0.5°C Permanent backup of programmes Working reserve 100 hrs 1 output per changeover contact Breaking capacity: 8 A max To be completed with a 5-module plate (Valena Life or Valena Allure). Supplied with Cat.No 0 801 02 Batibox multimaterial 2-gang box (depth 40 mm)
1	7 521 35	 <input type="checkbox"/> White Valena Life / Valena Allure (common Cat.No)
1	7 522 35	 <input type="checkbox"/> Ivory Valena Life / Valena Allure (common Cat.No)
1	7 523 35	 <input type="checkbox"/> Aluminium Valena Life / Valena Allure (common Cat.No)
1	7 553 38	 <input type="checkbox"/> Black Valena Allure
1	7 553 39	 <input type="checkbox"/> Pearl Valena Allure
		Ventilation control switches (0, 1, 2, 3)
		Supplied with cover plate Screw terminals. AC 23 A 2,5 kW, AC 21 A 20 A
1	7 521 32	 <input type="checkbox"/> White Valena Life
1	7 522 32	 <input type="checkbox"/> Ivory Valena Life
1	7 523 32	 <input type="checkbox"/> Aluminium Valena Life
1	7 551 75	 <input type="checkbox"/> White Valena Allure
1	7 551 76	 <input type="checkbox"/> Ivory Valena Allure
1	7 551 77	 <input type="checkbox"/> Aluminium Valena Allure
1	7 551 78	<input type="checkbox"/> Black Valena Allure
1	7 551 79	<input type="checkbox"/> Pearl Valena Allure

Valena™ IN'MATIC mechanisms

TV sockets



7 530 52 + 7 547 92
+ 7 541 31



7 530 55 + 7 548 30
+ 7 540 91



7 530 65 + 7 547 99
+ 7 544 11



7 530 59 + 7 548 20
+ 7 540 81



7 530 60 + 7 547 65
+ 7 543 41

Valena In'Matic mechanisms are supplied with metal support, for claw or screw mounting.
To be equipped with Valena Life or Valena Allure cover plates and plates.
Supplied with mounted dust protection transparent shield. Packaged in boxes.

Pack	Cat.Nos	Star architecture TV sockets
		Star cabling (1 socket = 1 cable to antenna) ensures a HD quality level of distribution of TV standard For distribution of TV & Radio signals All operators (DVBT, satellite, Cablecast) Meets EN 50083-4 and EM 50083-2 European Directive. HDTV compatible: Low fading (<1.5 dB) LTE ready, shielded socket to protect against interference from mobile phone network 3G & 4G signals TV male connector (Ø9.5 mm) R female connector (Ø9.5 mm) SAT "F" type connector Recommended coaxial cable: 17/19 VATC. Visual check of the connection
5	7 530 52	TV-R-SAT socket TV: 5-68/120-862 MHz R: 87.5 - 108 MHz SAT: 950-2400 MHz
1	7 530 57	TV-SAT socket TV: 5-68/120-862 MHz SAT: 950-2400 MHz
10	7 530 51	Male TV socket TV: 0-2400 MHz
1	7 530 50	"F" type TV socket SAT: 0-2400 MHz
		Star TV + RJ 45 socket
1	7 530 55	Male TV socket + RJ45 Cat. 6 UTP TV: 0-2400 MHz. RJ 45 socket to be connected to external device (games console, multimedia server) for Video On Demand and Internet access To be connected with coaxial cable + 4 twisted pair cable Cat. 5e UTP or Cat. 6

Pack	Cat.Nos	Passthrough sockets
		Installation in case of maintenance Amplifier and a line balancing are recommended TV male connector (Ø9.5 mm) R female connector (Ø9.5 mm) SAT "F" type connector Recommended coaxial cable: 17/19 VATC Visual check of the connection -14 dB
1	7 530 65	TV-R-SAT socket TV: 5-68/120-862 MHz R: 87.5-108 MHz SAT: 950-2400 MHz
5	7 530 71	TV-SAT socket TV: 5-862 MHz SAT: 950-2400 MHz
1	7 530 63	TV-R socket 5-68/120-862MHz R: 87.5-108 MHz
5	7 530 61	Male TV socket TV: 0-862 MHz
		Terminal sockets
		Installation in case of maintenance Amplifier and a line balancing are recommended TV male connector (Ø9.5 mm) R female connector (Ø9.5 mm) SAT "F" type connector Recommended coaxial cable: 17/19 VATC Visual check of the connection 1 input with 1 resistance cap socket -10 dB
1	7 530 64	TV-R-SAT socket TV: 5-68/120-862 MHz R: 87.5-108 MHz SAT: 950-2400 MHz
5	7 530 59	TV-SAT socket TV: 5-862 MHz SAT: 950-2400 MHz
1	7 530 62	TV-R socket TV: 5-68/120-862MHz R: 87.5-108 MHz
5	7 530 60	Male TV socket TV: 0-862 MHz

Valena™ INMATIC mechanisms

data, fibre optic and telephone sockets



7 530 42 + 7 554 12
+ 7 541 31



7 530 39 + 7 554 25
+ 7 543 01



7 531 30 + 7 541 41



7 530 37 + 7 531 37
+ 7 540 91

Valena In'Matic mechanisms are supplied with metal support, for claw or screw mounting.
To be equipped with Valena Life or Valena Allure cover plates and plates.
Supplied with mounted dust protection transparent shield. Packaged in boxes

Pack	Cat.Nos	Data sockets Cat. 6 A
		With LCS ² connector with fast connection thanks to integrated crimping Take AWG 22 single-core cables up to AWG 26 and AWG multicore cables Contacts marked with dual colour code and wiring schemes 568 A and 568 B Conform to standards ISO/IEC 11801 Ed. 2.0, amendment 2, EN 50173-1 and TIA/EIA 568 C2
5	7 530 44	RJ 45 sockets Cat. 6 A UTP
5	7 530 48	STP
5	7 530 45	Double RJ 45 sockets Cat. 6 A UTP
5	7 530 49	STP

Pack	Cat.Nos	Data sockets Cat. 6
		With LCS ² connector with fast connection thanks to integrated crimping Take AWG 22 single-core cables up to AWG 26 and AWG multicore cables Contacts marked with dual colour code and wiring schemes 568 A and 568 B Conform to standards ISO/IEC 11801 Ed. 2.0, amendment 2, EN 50173-1 and TIA/EIA 568 C2
10	7 530 42	RJ 45 sockets Cat. 6 UTP
5	7 530 46	STP
10	7 530 43	Double RJ 45 sockets Cat. 6 UTP
5	7 530 47	STP
5	7 530 32	RJ 11 + RJ 45 Cat. 6 sockets UTP

Pack	Cat.Nos	Data sockets Cat. 5e
		With LCS ² connector with fast connection thanks to integrated crimping Take AWG 22 single-core cables up to AWG 26 and AWG multicore cables Contacts marked with dual colour code and wiring schemes 568 A and 568 B Conform to standards ISO/IEC 11801 Ed. 2.0, amendment 2, EN 50173-1 and TIA/EIA 568 C2
10	7 530 40	RJ 45 socket Cat. 5e UTP
10	7 530 41	Double RJ45 socket Cat. 5e UTP
		SC/APC single mode fibre optic sockets Supplied with cover plate
1	7 531 30	<input type="checkbox"/> White Valena Life
1	7 532 30	<input type="checkbox"/> Ivory Valena Life
1	7 533 30	<input type="checkbox"/> Aluminium Valena Life

Pack	Cat.Nos	Telephone sockets
		Equipped with modular jack connector with 1/4 turn terminal for fast connection. Tap-off possible
10	7 530 38	RJ 11 socket
5	7 530 39	Double RJ 11 socket
5	7 530 37	RJ 12 socket

For data sockets with label holder cover, please see page XXX.

Valena™ IN'MATIC mechanisms

audio/video and USB data sockets



7 547 15 + 7 544 21



7 531 70 + 7 541 21



7 530 75 + 7 547 25
+ 7 555 41



7 530 78 + 7 553 70
+ 7 540 31



7 531 73 + 7 540 91

Valena In'Matic mechanisms are supplied with metal support, for claw or screw mounting.
To be equipped with Valena Life or Valena Allure cover plates and plates.
Supplied with mounted dust protection transparent shield. Packaged in boxes.

Pack	Cat.Nos	Audio and video sockets
		HDMI type A sockets
		Used to transmit high-definition digital audio/video streams between a source (computer, HD-DVD drive) and a compatible receiver (TV, video projector)
		Screw-type sockets HDMI 1.3
		Supplied with cover plate
1	7 531 71	White Valena Life
1	7 532 71	Ivory Valena Life
1	7 533 71	Aluminium Valena Life
1	7 547 15	White Valena Allure
1	7 547 16	Ivory Valena Allure
1	7 547 17	Aluminium Valena Allure
		HD 15 + 3.5 mm Jack sockets
		Supplied with cover plate
		Used to transmit analogue audio/video streams between a source (computer) and a compatible receiver (TV, video projector)
		Video resolution VGA - UXGA
		HD 15 female socket + 3.5 mm jack socket (screwed)
1	7 531 70	White Valena Life
1	7 532 70	Ivory Valena Life
1	7 533 70	Aluminium Valena Life
1	7 547 05	White Valena Allure
1	7 547 06	Ivory Valena Allure
1	7 547 07	Aluminium Valena Allure
		Triple RCA socket
1	7 530 75	For the composite video and stereo audio connection of any amplifier, DVD drive, VCR type peripheral
		Female USB data sockets - for data transfer
1	7 530 82	Preterminated USB 3.0. Equipped with a 15 cm cord Used to bring connections closer to the user For connecting USB devices (scanner-printer, external hard disk) Max. cable length: 5 m. Recommended cable: USB A

Pack	Cat.Nos	Loudspeaker sockets
5	7 530 72	4 mm ² terminals Single socket
5	7 530 78	Double socket
		Banana loudspeaker sockets
		Ensures excellent sound transmission quality Brass connector with 1.5 micron gold plating 4 mm ² terminals
1	7 530 76	Single socket
1	7 530 77	Double socket
		Audio sockets
		Supplied with cover plate For the stereo connection of any peripheral, microphone, mixing console
		XLR 3-pole female sockets
1	7 531 73	White Valena Life
1	7 532 73	Ivory Valena Life
1	7 533 73	Aluminium Valena Life
1	7 547 35	White Valena Allure
1	7 547 36	Ivory Valena Allure
1	7 547 37	Aluminium Valena Allure
		XLR 3-pole male sockets
1	7 531 74	White Valena Life
1	7 532 74	Ivory Valena Life
1	7 533 74	Aluminium Valena Life
1	7 547 45	White Valena Allure
1	7 547 46	Ivory Valena Allure
1	7 547 47	Aluminium Valena Allure

Valena™ IN'MATIC mechanisms

socket outlets



7 530 20 + 7 552 07
+ 7 543 91



7 531 29 + 7 540 01



7 531 10 + 7 543 06



7 530 26 + 7 549 50
+ 7 542 21



7 530 26 + 7 549 55

Valena In'Matic mechanisms are supplied with metal support, for claw or screw mounting. IP 2X protection
To be equipped with Valena Life or Valena Allure cover plates and plates
Supplied with mounted dust protection transparent shield. Packaged in boxes

Pack	Cat.Nos	2P socket outlet 16 A - 250 V~
10	7 530 16	2P socket with shutters Automatic terminals
German standard socket outlets 16 A - 250 V~		
10	7 530 20	2P+E sockets with shutters Automatic terminals Illuminated version with LED Cat.No 0 676 64 Specific cover for illuminated version, Life and Allure: see cover plate selection chart Life and Allure
10	7 530 24	Screw terminals Illuminated version with LED Cat.No 0 676 64 Specific cover for illuminated version, Life and Allure: see cover plate selection chart Life and Allure
5	7 530 28	2P+E easy-wire socket with shutters Special tap-off screw and 6 mm ² terminals, big capacity for cables 1 x 6 mm ² or 2 x 4 mm ² or 3 x 2.5 mm ² Can be used in refurbishment, also with 30 mm depth boxes
2P+E sockets with shutters, red, tamperproof		
Supplied with cover plate Automatic terminals. Possible accessory: tamperproof insert Cat.No 0 502 99 - fits directly into the plug		
5	7 531 31	■ Valena Life design
5	7 531 32	● Valena Allure design
2P+E socket with shutters, red		
Supplied with cover plate. Automatic terminals		
5	7 531 29	■ Valena Life design
1	7 549 80	● Valena Allure design
2P+E socket with shutters, orange		
Supplied with cover plate. Automatic terminals		
1	7 532 29	■ Valena Life design
1	7 549 81	● Valena Allure design

Pack	Cat.Nos	German standard socket outlets 16 A - 250 V~ (continued)
2P+E socket with shutters, green		
Supplied with cover plate. Automatic terminals		
1	7 533 29	■ Valena Life design
1	7 549 82	● Valena Allure design
2P+E socket		
Illuminated version with LED Cat.No 0 676 64 Specific cover for illuminated version, Life and Allure: see cover plate selection chart Life and Allure		
10	7 530 21	Automatic terminals
10	7 530 25	Screw terminals
2P+E/USB mixed socket		
Supplied with cover plate. Screw terminals To replace a traditional 2P+E socket without changing the wiring or the existing box To be installed in minimum 40 mm depth "regular" flush mounting box 2P+E 16 A + USB 1000 mA For a quick charging of tablets, smartphones, MP3 players, watches, etc Consumption in passive mode < 0.1 W class II SELV		
1	7 531 10	□ White Valena Life / Valena Allure (common Cat.No)
1	7 532 10	■ Ivory Valena Life / Valena Allure (common Cat.No)
German standard double socket outlets 16 A - 250 V~		
2 x 2P+E socket with shutters		
5	7 530 26	Automatic terminals
2 x 2P+E socket		
5	7 530 27	Automatic terminals
2 x 2P+E socket plate adaptor		
To be used for creating multigang installations of single functions with double sockets (for example RJ 45 sockets, TV sockets, etc)		
5	7 542 25	□ White Valena Life
5	7 542 35	■ Ivory Valena Life
5	7 542 45	□ Aluminium Valena Life

Valena™ IN'MATIC mechanisms

socket outlets



7 533 09 + 7 541 31



7 531 22 + 7 540 02



7 549 15 + 7 543 43

Valena In'Matic mechanisms are supplied with metal support, for claw or screw mounting. IP 2X protection
 Supplied with cover plate. To be equipped with Valena Life or Valena Allure plates
 Supplied with mounted dust protection transparent shield. Packaged in boxes

Pack	Cat.Nos	German standard socket outlets 16 A - 250 V _~ - VDE compliant
		Supplied with cover plate Automatic terminals
		2P socket outlets with shutters
10	7 549 85	<input type="checkbox"/> White Valena Allure
10	7 549 86	<input type="checkbox"/> Ivory Valena Allure
10	7 549 87	<input type="checkbox"/> Aluminium Valena Allure
10	7 549 88	<input checked="" type="checkbox"/> Black Valena Allure
10	7 549 89	<input type="checkbox"/> Pearl Valena Allure
		2P+E socket outlets with shutters
10	7 531 09	<input type="checkbox"/> White Valena Life
10	7 532 09	<input type="checkbox"/> Ivory Valena Life
10	7 533 09	<input type="checkbox"/> Aluminium Valena Life
10	7 548 85	<input type="checkbox"/> White Valena Allure
10	7 548 86	<input type="checkbox"/> Ivory Valena Allure
10	7 548 87	<input type="checkbox"/> Aluminium Valena Allure
10	7 548 88	<input checked="" type="checkbox"/> Black Valena Allure
10	7 548 89	<input type="checkbox"/> Pearl Valena Allure
		2P+E socket outlets without shutters
10	7 531 08	<input type="checkbox"/> White Valena Life
10	7 532 08	<input type="checkbox"/> Ivory Valena Life
10	7 533 08	<input type="checkbox"/> Aluminium Valena Life
10	7 548 95	<input type="checkbox"/> White Valena Allure
10	7 548 96	<input type="checkbox"/> Ivory Valena Allure
10	7 548 97	<input type="checkbox"/> Aluminium Valena Allure
10	7 548 98	<input checked="" type="checkbox"/> Black Valena Allure
10	7 548 99	<input type="checkbox"/> Pearl Valena Allure
		German standard double socket outlets 16 A - 250 V_~ - VDE compliant
		Valena Life: supplied with cover plate, to be completed with special plate Valena Allure: supplied complete product With shutters Automatic terminals
5	7 531 13	<input type="checkbox"/> White Valena Life
5	7 532 13	<input type="checkbox"/> Ivory Valena Life
5	7 533 13	<input type="checkbox"/> Aluminium Valena Life
5	7 549 35	<input type="checkbox"/> White Valena Allure
5	7 549 36	<input type="checkbox"/> Ivory Valena Allure
5	7 549 37	<input type="checkbox"/> Aluminium Valena Allure
5	7 549 38	<input checked="" type="checkbox"/> Black Valena Allure
5	7 549 39	<input type="checkbox"/> Pearl Valena Allure

Pack	Cat.Nos	German standard prewired outlets 16 A - 250 V _~
		Supplied with cover plate With shutters Automatic terminals
		Double sockets
		Supplied with with Cat.No 0 801 02 Batibox multimaterial 2-gang box (depth 40 mm)
1	7 531 22	<input type="checkbox"/> White Valena Life
1	7 532 22	<input type="checkbox"/> Ivory Valena Life
1	7 533 22	<input type="checkbox"/> Aluminium Valena Life
1	7 549 05	<input type="checkbox"/> White Valena Allure
1	7 549 06	<input type="checkbox"/> Ivory Valena Allure
1	7 549 07	<input type="checkbox"/> Aluminium Valena Allure
1	7 549 08	<input checked="" type="checkbox"/> Black Valena Allure
1	7 549 09	<input type="checkbox"/> Pearl Valena Allure
		Triple sockets
		Supplied with Cat.No 0 801 03 Batibox multimaterial 3-gang box (depth 40 mm)
1	7 531 23	<input type="checkbox"/> White Valena Life
1	7 532 23	<input type="checkbox"/> Ivory Valena Life
1	7 533 23	<input type="checkbox"/> Aluminium Valena Life
1	7 549 15	<input type="checkbox"/> White Valena Allure
1	7 549 16	<input type="checkbox"/> Ivory Valena Allure
1	7 549 17	<input type="checkbox"/> Aluminium Valena Allure
1	7 549 18	<input checked="" type="checkbox"/> Black Valena Allure
1	7 549 19	<input type="checkbox"/> Pearl Valena Allure
		Cable outlets
		With cable grip
5	7 530 33	Cable outlet with terminals With 5 terminals to take 2.5 mm ² cables Maximum cable diameter: 12 mm
5	7 530 34	Cable outlet without terminals Maximum cable diameter: 12 mm With cable grip

Valena™ IN'MATIC mechanisms

socket outlets



7 530 80 + 7 553 05
+ 7 543 01



7 531 92 + 7 543 01



7 531 11 + 7 540 06



7 531 83 + 7 540 03

Valena In'Matic mechanisms are supplied with metal support, for claw or screw mounting. IP 2X protection
Supplied with mounted dust protection transparent shield. Packaged in boxes

Pack Cat.Nos French standard socket outlets 16 A - 250 V~

Pack	Cat.Nos	Description
10	7 530 80	2P+E sockets with shutters Illuminated version with LED Cat.No 0 676 64 Specific cover for illuminated version, Life and Allure: see cover plate selection chart Life and Allure Automatic terminals
10	7 530 84	Screw terminals
1	7 530 88	2P+E easy-wire socket with shutters Special tap-off screw and 6 mm ² terminals, big capacity for cables 1 x 6 mm ² or 2 x 4 mm ² or 3 x 2.5 mm ² . To be used in refurbishment with 30 mm depth boxes
1	7 531 91	2P+E sockets with shutters, red tamperproof Supplied with cover plate. Automatic terminals Possible accessory: tamperproof insert Cat.No 0 502 99 - fits directly into the plug ■ Valena Life
1	7 531 92	● Valena Allure
5	7 531 89	2P+E socket with shutters, red Supplied with cover plate Automatic terminals ■ Valena Life
5	7 532 89	2P+E socket with shutters, orange Supplied with cover plate. Automatic terminals ■ Valena Life
5	7 533 89	2P+E socket with shutters, green Supplied with cover plate. Automatic terminals ■ Valena Life
10	7 530 81	2P+E sockets Illuminated version with LED Cat.No 0 676 64 Specific cover for illuminated version, Life and Allure: see cover plate selection chart Life and Allure Automatic terminals
10	7 530 85	Screw terminals Illuminated version with LED Cat.No 0 676 64 Specific cover for illuminated version, Life and Allure: see cover plate selection chart Life and Allure

Pack Cat.Nos French standard socket outlets 16 A - 250 V~ (continued)

Pack	Cat.Nos	Description
1	7 531 11	2P+E/USB mixed socket Screw terminals To replace a traditional 2P+E socket without changing the wiring or the existing box. To be installed in minimum 40 mm depth "regular" flush mounting box 2P+E 16 A + USB 1000 mA. For a quick charging of tablets, smartphones, MP3 players, watches, etc. Consumption in passive mode < 0.1 W class II SELV.
1	7 532 11	JAN 2016 □ White Valena Life / Valena Allure (common Cat.No) ■ Ivory Valena Life / Valena Allure (common Cat.No)
5	7 531 90	French standard double socket outlets 16 A - 250 V~ specific for Poland Valena Life double sockets Supplied with cover plate and to be completed by Valena Life plates (except: White Chrome, Ivory Gold)
5	7 532 90	□ White Valena Life
5	7 533 90	■ Ivory Valena Life □ Aluminium Valena Life
5	7 530 95	Valena Allure double sockets In'Matic mechanism to be completed by Valena Allure cover plate and Valena Allure plastic plates
5	7 539 95	□ White Valena Allure cover plate
5	7 539 96	■ Ivory Valena Allure cover plate
5	7 539 97	□ Aluminium Valena Allure cover plate
5	7 539 98	● Black Valena Allure cover plate
5	7 539 99	□ Pearl Valena Allure cover plate
1	7 531 82	French standard prewired double socket outlets 16 A - 250 V~ Supplied with cover plate. With shutters Automatic terminals
1	7 532 82	Double sockets Supplied with Cat.No 0 801 02 Batibox multimaterial 2-gang box (depth 40 mm)
1	7 533 82	□ White Valena Life ■ Ivory Valena Life □ Aluminium Valena Life
1	7 531 83	Triple sockets Supplied with Cat.No 0 801 03 Batibox multimaterial. 3-gang box (depth 40 mm)
1	7 532 83	□ White Valena Life
1	7 533 83	■ Ivory Valena Life □ Aluminium Valena Life

Valena™ IN'MATIC mechanisms

USB chargers



7 531 12 + 7 540 71



7 549 95 + 7 543 61

Valena In'Matic mechanisms are supplied with metal support, for claw or screw mounting. IP 2X protection. Supplied with mounted dust protection transparent shield. Packaged in boxes (except Valena Life double USB charging socket - in flowpack)

Pack	Cat.Nos	USB charging sockets
		Supplied cordless. Supplied with cover plate
		Double USB charging sockets 100-240 V~ 50-60 Hz, 5 V - 1500 mA Conform to standard IEC 62684-2011-01 For charging mobile phones, tablet PCs, smartphones, MP3 and MP4 players quickly. Frees up a socket recess. Consumption in passive mode < 0.1 W class II SELV Conform to the EEC directive on harmonisation of the charging standard for portable terminals and the harmonisation of mobile phone chargers. For installation in flush-mounting box depth 40 mm minimum
5	7 531 12	<input type="checkbox"/> White Valena Life
5	7 532 12	<input type="checkbox"/> Ivory Valena Life
5	7 533 12	<input type="checkbox"/> Aluminium Valena Life
1	7 549 95	<input type="checkbox"/> White Valena Allure
1	7 549 96	<input type="checkbox"/> Ivory Valena Allure
1	7 549 97	<input type="checkbox"/> Aluminium Valena Allure
1	7 549 98	<input type="checkbox"/> Black Valena Allure
1	7 549 99	<input type="checkbox"/> Pearl Valena Allure
		Micro USB charging dock + USB charging socket Mechanism is supplied with cover plate 100-240 V~ 50-60 Hz, 5 V - 1500 mA Cradle for charging a smartphone or tablet. Screen remains visible during charging. To be installed in minimum 40 mm depth flush mounting box. Conform to standard IEC 62684-2011-01 For charging mobile phones, tablets, smartphones, MP3 and MP4 players quickly Standby consumption less than 0.01 W class II SELV Conform to the EC directive on harmonisation of the charging standard for portable terminals and the harmonisation of mobile phone chargers.
		JAN 2016
1	7 530 11	<input type="checkbox"/> White Valena Life
1	7 530 12	<input type="checkbox"/> Ivory Valena Life
		Supports for portable device during charging Multigang installation with 2 x USB charger or with 2P+E sockets. Display is visible while charging Prevent device from any risk of falling and allows secure use of device while charging Wall-mounting For 1 portable device
		APR 2016
1	7 549 10	<input type="checkbox"/> White Valena Life
1	7 549 11	<input type="checkbox"/> Ivory Valena Life

Valena™ IN'MATIC mechanisms

accessories



7 521 45



7 521 46

Pack	Cat.Nos	Surface-mounting boxes
		Supplied with fixing screws
		1-gang, 89 x 89 x 44.8 mm
10	7 541 91	<input type="checkbox"/> White Valena Life
10	7 542 01	<input type="checkbox"/> Ivory Valena Life
10	7 542 11	<input type="checkbox"/> Aluminium Valena Life
		1-gang, 94 x 94 x 44.8 mm
10	7 555 51	<input type="checkbox"/> White Valena Allure
10	7 555 61	<input type="checkbox"/> Ivory Valena Allure
10	7 555 71	<input type="checkbox"/> Aluminium Valena Allure
		2-gang, 160 x 89 x 44.8 mm
5	7 541 92	<input type="checkbox"/> White Valena Life
5	7 542 02	<input type="checkbox"/> Ivory Valena Life
5	7 542 12	<input type="checkbox"/> Aluminium Valena Life
		2-gang, 166 x 95.5 x 44.8 mm
5	7 555 52	<input type="checkbox"/> White Valena Allure
5	7 555 62	<input type="checkbox"/> Ivory Valena Allure
5	7 555 72	<input type="checkbox"/> Aluminium Valena Allure
		Accessories
		Support frames 4 x 2 modules with plate For Mosaic functions Compatible with Batibox open boxes 40 mm depth (Cat.No 0 801 03), 50 mm depth (Cat.No 0 801 23)
1	7 521 45	<input type="checkbox"/> White Valena Life
1	7 523 45	<input type="checkbox"/> Aluminium Valena Life
		Support frames 2 x 4 x 2 modules with plate For Mosaic functions Compatible with Batibox open boxes, Cat.No 0 801 26
1	7 521 46	<input type="checkbox"/> White Valena Life
1	7 523 46	<input type="checkbox"/> Aluminium Valena Life
		Blanking plates Supplied with support frame for claw or screw mounting and mounted dust protection transparent shield
1	7 551 80	<input type="checkbox"/> White Valena Life
1	7 551 81	<input type="checkbox"/> Ivory Valena Life
1	7 551 82	<input type="checkbox"/> Aluminium Valena Life
1	7 551 85	<input type="checkbox"/> White Valena Allure
1	7 551 86	<input type="checkbox"/> Ivory Valena Allure
1	7 551 87	<input type="checkbox"/> Aluminium Valena Allure
		Adaptors for 50 x 50 mm mechanisms DIN 49075 To adapt specific functions with 50 x 50 cover plate
5	7 521 43	<input type="checkbox"/> White Valena Life
1	7 522 43	<input type="checkbox"/> Ivory Valena Life
1	7 523 43	<input type="checkbox"/> Aluminium Valena Life
		Adaptors for Mosaic mechanisms Accept 2-module mechanisms from the Mosaic range, except special surface mounting type
1	7 521 44	<input type="checkbox"/> White Valena Life
1	7 523 44	<input type="checkbox"/> Aluminium Valena Life

Valena™ IN'MATIC mechanisms

LED lamps



7 520 01 + 7 550 02
+ 7 541 31 + 0 676 84



7 520 05 + 7 550 20
+ 7 540 01 + 2 x 0 676 84



7 520 06 + 0 676 86
+ 7 550 85 + 7 543 01

All lamps in Valena Life and Valena Allure range devices have low consumption LED technology. After clipping in the rocker, all lamps light up blue

Pack	Cat.Nos	LED lamps for illuminated functions
10	0 676 84	Plug-in LED lamp for illuminated one-way switch and push-button 230 V~ - Consumption 0.15 mA
10	0 676 86	Plug-in LED lamp for illuminated two-way switch 230 V~ - Consumption 0.15 mA
10	6 650 90	LED lamp to be wired for illuminated intermediate switch 230 V~ - Consumption 0.15 mA
10	0 676 87	Plug-in LED lamp for 12-48 V illuminated push-buttons 12-24-48 V
LED lamps for indicator functions		
10	0 676 88	Plug-in LED lamp for two-way switch with indicator and neutral terminal 230 V~ - Consumption 3 mA
10	6 650 91	LED lamp to be wired for indicator functions 230 V~ - Consumption 3 mA
10	0 676 64	LED lamp to be wired for indicator socket 230 V~ - Consumption 3 mA
Valena Allure specific LED lamps		
Blue coloured surround light between the rocker and the plate		
5	7 520 57	Plug-in LED lamp for illuminated two-way switch 230 V~ - Consumption 0.15 mA
5	7 520 58	Plug-in LED lamp for two-way switch with indicator and neutral 230 V~ - Consumption 3 mA

Valena™ IN'MATIC mechanisms

technical alarms



7 521 41
+ 7 540 71



7 522 37 + 7 541 81

Valena In'Matic mechanisms are with metal support, claw or screw mounting. Supplied with cover plates and to be equipped with plates of Valena Life. Supplied with mounted dust protection transparent shield Packaged in boxes

Pack	Cat.Nos	Technical alarms
Gas detectors for propane, butane		
Indicates the presence of gas via an LED and audible alarm signal 85 dB at 1 m Power supply 12 V~ Cat.Nos 7 521 39, 7 522 39, 7 523 39		
1	7 521 36	White Valena Life
1	7 522 36	Ivory Valena Life
1	7 523 36	Aluminium Valena Life
Gas detectors for methane		
Power supply 12 V~ Cat.Nos 7 521 39, 7 522 39, 7 523 39		
1	7 521 37	White Valena Life
1	7 522 37	Ivory Valena Life
1	7 523 37	Aluminium Valena Life
Water leak detectors		
LED indication of the presence of a conducting liquid The height at which the sensor is installed determines the level of flooding detected Consumption: - 0.1 mA in stand-by mode - 25 mA in alarm mode Supplied with sensor and 2 m length cable. Power supply 12 V~ Cat.Nos 7 521 39, 7 522 39, 7 523 39 Consumption in standby mode: 0.1 mA		
1	7 521 41	White Valena Life
1	7 522 41	Ivory Valena Life
1	7 523 41	Aluminium Valena Life
Technical alarm switches		
Connected directly to the sensor, used to control a breaking device by closing/opening a contact 6 A		
1	7 521 40	White Valena Life
1	7 522 40	Ivory Valena Life
1	7 523 40	Aluminium Valena Life
Technical alarm power supplies		
Input 230 V~ 50Hz - Output 12 V~ (4 VA) Installation with the detector on double frame plate		
1	7 521 39	White Valena Life
1	7 522 39	Ivory Valena Life
1	7 523 39	Aluminium Valena Life

Valena™ IN'MATIC mechanisms

sound diffusion and loudspeakers



7 521 42 + 7 543 06



7 520 38 + 7 554 50
+ 7 540 91



7 520 37 + 7 554 40
+ 7 541 21



7 520 39 + 7 554 62
+ 7 541 31



7 520 36 + 7 554 35
+ 7 555 41

Valena In'Matic mechanisms are with metal support, claw or screw mounting
To be equipped with cover plates and plates of Valena Life or Valena Allure
Supplied with mounted dust protection transparent shield. Packaged in boxes

Pack	Cat.Nos	Sound diffusion	Pack	Cat.Nos	Bluetooth sound diffusion
		LCD RDS tuners with power supply Ideal for bathroom, kitchen and bedroom. Supplied with cover plate. Built-in 230 V power supply Manual or automatic station selection (RDS search) Stores 10 stations. Built-in aerial. Volume, balance and bass/treble control. Has an auxiliary input (3.5 mm Øjack) for connecting an MP3 player (lead not supplied). Compatible with 4/8 or 16 Ω loudspeakers except for Cat.No 0 673 30. Stereo or mono output. Output power 2 x 3 W. Station display, creation of 2 lists of favourites (2 x 8 presets) Alarm function (possible to set 2 different times) Loudspeaker selection (left or right) for each of the alarms. Timer function. On/off control (manual/automatic), presence of mains supply. Supplied with Cat. No. 0 801 02 Batibox multimaterial 2-gang box (depth 40 mm) Product to be completed with 5 modul plate (Valena Life or Valena Allure)			Bluetooth module Allows via bluetooth (wireless) or from the input Jack (3.5 mm cord not included) to listen to music or web radio from a smartphone or from other mobile device Loudspeakers to be wired to the bluetooth module
1	7 521 42	<ul style="list-style-type: none"> <input type="checkbox"/> White Valena Life / Valena Allure (common Cat.No) 	1	7 520 36	15 V power supply Stereo or mono output on a 4/8 or 16 Ω loudspeaker or can be connected to loudspeaker socket
1	7 522 42	<ul style="list-style-type: none"> <input type="checkbox"/> Ivory Valena Life / Valena Allure (common Cat.No) 	1	0 673 22	Power supply in false ceiling for Bluetooth module Power supply 230 V~ Output 15 V= - 3.5 W To use in Plexo box Cat.No 0 920 52
1	7 523 42	<ul style="list-style-type: none"> <input type="checkbox"/> Aluminium Valena Life / Valena Allure (common Cat.No) 			Loudspeakers To connect with local control Cat.No 7 520 37 and LCD RDS tuners
1	7 554 08	<ul style="list-style-type: none"> <input checked="" type="checkbox"/> Black Valena Allure 	1	0 673 27	For false ceiling White Depth 27 mm Hole diameter: 65 mm Visible depth: 11 mm Power: 2 W - 16 Ω - 2" Equipped with clips for attachment Use a 65 mm Ø crown saw to cut the hole
1	7 554 09	<ul style="list-style-type: none"> <input type="checkbox"/> Pearl Valena Allure 	1	L4566/10	8 Ω false ceiling and plasterboard loudspeaker L = 100 mm - power 20 W - colour white
1	7 520 38	Source input with power supply Used to connect the main music source (Hi-Fi, computer, etc.) via Ø3.5 mm jack socket (cord not supplied) The source input powers local controls Cat.No 7 520 37 to distribute music in the rooms of a house (1 local control per room). Supplied with 15 V - 60 W modular power supply, size 4.5 DIN modules	1	0 673 30	False ceiling mounting invisible loudspeaker For multi-zone sound distribution Can be connected with the 15 V - 60 W power supply supplied with source input Max. power 8 W Depth: 98 mm Supplied with adhesive and gluing template
1	7 520 37	Local control with display Equipped with an LCD screen, used to select the music source: main (Hi-Fi) or local (e.g.: MP3 player) via cord with Ø3.5 mm jack (not supplied). Stereo output 2 x 1.5 W. Volume, balance, bass/treble and loudness controls. Time display. Integrated alarm clock function (by beep or music) General call function from all local controls with answer possible from the person called (microphone integrated in the product). Compatible with 4-8 or 16 Ω			
1	7 520 39	Tuner and intercom extension Used together with the local control and with no additional wiring, the extension can be used to distribute radio on one control unit. Automatic or manual search Intercom function (call to one room or a set of rooms, call takes priority over music distribution) Baby monitoring function. Simplified access to local control functions via dedicated switches			

Valena Life/Allure - radio controls

radio receivers for lighting and roller blind



0 672 34



0 672 63

Receivers to be equipped with Valena Life or Valena Allure cover plates and with 2-module plates. To be installed in flush-mounting boxes min. depth 40 mm. To be equipped with 2-module support frames Cat.No 7 520 44. Connect to the load and can be controlled by remote control transmitters, scenario switches, mobile control units and detectors. Packaged in boxes

Pack	Cat.Nos.	Switches
1	0 672 33	Switch with neutral - 2500 W
1	0 672 34	Double switch with neutral - 2 x 1000 W
1	0 672 27	Dimmer All loads dimmer without neutral To control dimmable loads including dimmable LED and Compact fluorescent lamps LED dimmable: 5 W-60 W Halogen and incandescent: 7 W-300 W
1	0 672 63	Roller blind radio switch 500 VA To control one motor
5	7 520 44	In'matic support for radio and MyHOME mechanisms Accepts 2 modules mechanism
Receiver control units for false ceiling - 100-240 V~		
1	5 738 62	The receiver function is used to execute the circuits, ON/OFF commands received from centralised control units, scenario switches, mobile control units, etc Universal switch - phase/neutral 1 output - 2500 W
1	5 738 64	Dimmer (excluding fluorescent and LEDs) - without neutral 1 output - 600 W
1	5 738 66	Dimmer for 1-10 V ballast - phase/neutral 1 output - 500 VA

Valena Life/Allure - radio controls

cover plates offer



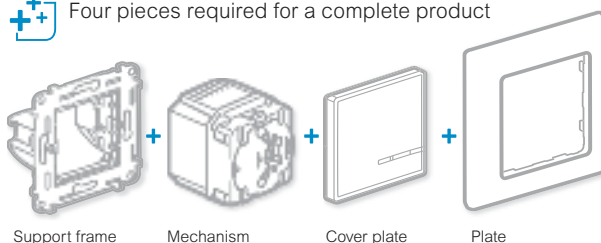
7 547 70 + 7 540 01



7 547 38 + 7 543 91

Pack	Cat.Nos.	Cover plates for radio controls
Lighting switches 1 circuit		
1	7 547 09	White Valena Life
1	7 547 13	Ivory Valena Life
1	7 547 02	Aluminium Valena Life
Lighting switches 2 circuits		
1	7 547 03	White Valena Allure
1	7 547 19	Ivory Valena Allure
1	7 547 23	Aluminium Valena Allure
Dimmers		
Marking: + top right - bottom right		
1	7 547 40	White Valena Life
1	7 547 41	Ivory Valena Life
1	7 547 42	Aluminium Valena Life
Roller blind switches		
Marking: square bottom left up arrow top right down arrow bottom right		
1	7 547 24	White Valena Life
1	7 547 28	Ivory Valena Life
1	7 547 29	Aluminium Valena Life
1	7 547 33	White Valena Allure
1	7 547 34	Ivory Valena Allure
1	7 547 38	Aluminium Valena Allure

Four pieces required for a complete product










Valena Life/Allure - radio controls

wireless lighting, roller blind and scenario controls



























Packaged in boxes

Pack	Cat.Nos.	Wireless lighting and roller blind radio controls
1	7 520 81	Switch controls For remote control of 1 radio receiver switch or 1 group of radio receiver switches 
1	7 520 82	For remote control of 2 radio receiver switches or 2 groups of radio receiver switches 
1	7 520 80	Dimmer control For remote control of 1 radio receiver dimmer or 1 group of radio receiver dimmers 
1	7 520 84	Roller blind control For remote control of 1 radio receiver roller blind switch or 1 group of radio receiver roller blind switches 
Wireless scenario radio controllers		
1	7 520 83	Wall-mounting scenario controller 4-push-button controller for remote control of 4 scenarios: each push-button can be used to control several functions (lighting, roller blind...) Supplied with support frame and lithium battery Surface-mounting: can be fitted directly onto the wall with the support frame To be equipped with Valena Life or Valena Allure cover plates and 2-module plates Mobile scenario controllers 1 scenario can control several functions: lighting level adjustment, roller blind, ON/OFF, etc. Supplied with batteries 1 5 738 70  Pocket 4-scenario controller 1 0 882 32  Infrared 5-scenario controller 1 0 883 07  6-scenario controller In lighting mode, each push-button can control 1 dimmer or a group of dimmers by long press

Valena Life/Allure - radio controls

cover plates offer



Pack	Cat.Nos.	Cover plates for wireless control mechanisms
Wireless switches 1 circuit		
1	7 547 49	 <input type="checkbox"/> White Valena Life
1	7 547 59	 <input type="checkbox"/> Ivory Valena Life
1	7 547 63	 <input type="checkbox"/> Aluminium Valena Life
Wireless switches 2 circuits		
1	7 547 64	 <input type="checkbox"/> White Valena Allure
1	7 547 73	 <input type="checkbox"/> Ivory Valena Allure
1	7 547 74	 <input type="checkbox"/> Aluminium Valena Allure
Wireless dimmers Marking: + top right - bottom right		
1	7 547 39	 <input type="checkbox"/> White Valena Life
1	7 547 51	 <input type="checkbox"/> Ivory Valena Life
1	7 547 53	 <input type="checkbox"/> Aluminium Valena Life
1	7 547 84	 <input type="checkbox"/> White Valena Allure
1	7 547 93	 <input type="checkbox"/> Ivory Valena Allure
1	7 547 94	 <input type="checkbox"/> Aluminium Valena Allure
Wireless roller blind controls Marking: square bottom left up arrow top right down arrow bottom right		
1	7 548 24	 <input type="checkbox"/> White Valena Life
1	7 548 33	 <input type="checkbox"/> Ivory Valena Life
1	7 548 34	 <input type="checkbox"/> Aluminium Valena Life
1	7 548 43	 <input type="checkbox"/> White Valena Allure
1	7 548 44	 <input type="checkbox"/> Ivory Valena Allure
1	7 548 53	 <input type="checkbox"/> Aluminium Valena Allure
Wireless scenario controls 4 push buttons		
1	7 548 03	 <input type="checkbox"/> White Valena Life
1	7 548 04	 <input type="checkbox"/> Ivory Valena Life
1	7 548 13	 <input type="checkbox"/> Aluminium Valena Life
1	7 548 14	 <input type="checkbox"/> White Valena Allure
1	7 548 19	 <input type="checkbox"/> Ivory Valena Allure
1	7 548 23	 <input type="checkbox"/> Aluminium Valena Allure

Valena Life/Allure - radio controls

other radio functions



Load selection charts [p. xxx](#)

Pack Cat.Nos Radio micromodule switch receiver 300 W

1	0 883 06	Connected to a load, controlled by one or more wireless controls, 3-wire installation inside the light source
---	----------	---

Transmitter/receiver mobile sockets

Connect directly to an existing 2P+E socket to switch the light connected to the socket. Its receiver function is used to execute commands received from scenario controls, centralised control units, detectors, etc. To control halogen, energy saving (LED and compact fluorescent) and incandescent lamps

Radio mobile dimmer switch-sockets

ON/OFF by short press, dimming by long press. To control dimmable lamps

1	0 883 33	German standard
---	----------	-----------------

1	0 883 38	French standard
---	----------	-----------------

Radio mobile switch-sockets 10 A

1	0 883 34	German standard
---	----------	-----------------

1	0 883 37	French standard
---	----------	-----------------

Plexo radio transmitter/receiver switch

1	0 695 03	2500 W The receiver function is used to execute commands received from centralised control units, scenario controls, mobile control units, etc. 3-wire installation in box depth 40 mm min.
---	----------	--

Microreceiver for shutters

1	0 883 26	Actuator device for the control of roller shutter motors with max. power 500 VA. For installation in roller shutter boxes or function boxes. To be installed in roller shutter mechanisms or roller shutter control mechanisms
---	----------	--

Support frame and plate selection charts [p. xxx-xxx](#)

Pack Cat.Nos Radio transmitter/receiver multifunction switches

1	0 883 39	Switches for controlling 1 or 2 circuits connected to its terminals according to 3 different operating modes: time-lag switch, switch, remote control switch. Its receiver function is used to execute, on its circuits, ON/OFF commands received from individual control units, centralised control units, scenario switches, mobile control units, etc. Phase/neutral power supply
---	----------	--

1	5 738 60	Weatherproof multifunction switch. 1 circuit 2500 W or 1 NO/NC contact outputs
---	----------	--

1	5 738 60	Weatherproof multifunction 2-gang switch. 2 circuits 2500 W or 2 NO/NC contact outputs
---	----------	--

Indoor motion sensor

1	0 883 09	To switch on the lights connected to radio receivers remotely when there are movements, for an adjustable time. Range detection: 2 to 10 m, timing: 1 to 30 min, light level: 1 to 1000 lux
---	----------	---

Indoor temperature sensor

1	0 883 30	IP 21. For indoor use only - surface mounting. Setting: 2 temperature thresholds. Temperature ranges: from -10°C to +40°C. Can be used to initiate 2 scenarios when the temperature is higher than the high threshold or lower than the low threshold
---	----------	---

Transmitter with auxiliary inputs

For light control

1	0 883 31	Can be used to initiate ON/OFF on closing or opening of a volt-free contact. For controlling a radio installation using commercially-available detectors (eg: light-sensitive switch, moisture sensor). Fits behind a traditional switch, without damage to the walls, to control a radio switch
---	----------	--

For scenario control

1	0 883 32	Can be used to launch 2 scenarios when closing and opening with a volt-free contact. For controlling scenario radio installation using commercially available detectors (moisture sensor, wind/sun sensors or smoke detectors)
---	----------	--

WiFi/Radio gateway

1	0 883 10	To control a radio installation in or outside the home from a smartphone or a tablet. Perfect for switching off a light from your office when you forgot it, to simulate that you are at home. iOS and Android apps available
---	----------	---

Open Web Net/ZigBee Gateway Radio interface

1	0 883 28	Open/ZigBee interface for centralised control of functions through devices which use the Open Web Net communication protocol
---	----------	--

Valena Life/Allure - radio controls

switches and dimmers with maximum loads at 230 V (for 110 V, please halve the values given below)




Universal										
Cat.Nos	Incandescent lamp	Halogen lamp	ELV halogen with ferromagnetic transformer	ELV halogen with electronic transformer	Fluorescent tube	Compact fluorescent lamp	LED	Fluorescent lamps with 0-10 V ballast	Reducer motor for shutter	
SWITCHES	0 672 33	2500 W	2500 W	2500 VA	2500 VA	1250 VA	1250 W	1250 W	-	-
	0 672 34	2 x 1000 W	2 x 1000 W	2 x 1000 VA	2 x 1000 VA	2 x 500 VA	2 x 500 W	2 x 500 W	-	-
	0 672 63 0 883 26	-	-	-	-	-	-	-	-	500 VA
	0 883 34	2500 W	2500 W	2500 VA	2500 VA	1250 VA	1250 W	1250 W	-	-
	0 695 03	2500 W	2500 W	2500 VA	2500 VA	1250 VA	1250 W	1250 W	-	-
	0 883 06	300 W	300 W	250 VA	250 VA	150 W	150 W	100 W	-	-
	0 883 39	2500 W	2500 W	2500 VA	2500 VA	1250 VA	1250 W	1250 W	yes	-
	5 738 60	2 x 2500 W	2 x 2500 W	2 x 2500 VA	2 x 2500 VA	2 x 1250 VA	2 x 1250 W	2 x 1250 W	yes	-
DIMMERS	0 672 27	7 - 300 W	7 - 300 W	35 - 300 VA dimmable transfo	10 - 300 VA dimmable transfo	-	9 - 60 W dimmable compact fluorescent	5 - 60 W dimmable LED	-	-
	0 883 33	7 - 300 W	7 - 300 W	35 - 300 VA dimmable transfo	10 - 300 VA dimmable transfo	-	9 - 60 W dimmable compact fluorescent	5 - 60 W dimmable LED	-	-

Local and remote control by Legrand APP



Valena Life

Valena Life cover plate selection charts

Functions	VALENA IN'MATIC MECHANISMS	VALENA LIFE COVER PLATES		
		White 	Ivory 	Aluminium 
SWITCHES 10 AX - 250 V\sim				
One-way switch	7 520 01			
Two-way switch	7 520 06	7 550 00	7 550 01	7 550 02
Two-way switch with neutral terminal	7 520 10			
Two-way indicator switch with neutral terminal	7 520 10+0 676 88	7 551 00	7 551 01	7 551 02
Energy saving switch	7 520 65	7 547 10	7 547 11	7 547 12
Lighting + time delay ventilation Switch, with neutral	7 520 32	7 552 10	7 552 11	7 552 12
Time delay switch, without neutral	7 520 61			
Intermediate switch	7 520 07	7 550 70	7 550 71	7 550 72
Illuminated one-way switch	7 520 01+0 676 84	7 551 00	7 551 01	7 551 02
One-way indicator switch	7 520 01+6 650 91			
Illuminated two-way switch	7 520 06+0 676 86			
Illuminated intermediate switch	7 520 07+6 650 90	7 552 70	7 552 71	7 552 72
2-gang one-way switch	7 520 05	7 550 20	7 550 21	7 550 22
2-gang two-way switch	7 520 08			
Illuminated 2-gang one-way switch	7 520 05 + 2 x 0 676 84	7 552 20	7 552 21	7 552 22
Illuminated 2-gang two-way switch	7 520 08 + 2 x 0 676 86			
3-gang one-way switch	7 520 03	7 550 30	7 550 31	7 550 32
SWITCHES 16 AX - 250 V\sim				
Two-way switch	7 520 27	7 550 00	7 550 01	7 550 02
Double pole switch	7 520 02	7 551 20	7 551 21	7 551 22
Double pole indicator switch	7 520 41 ⁽³⁾	7 550 40	7 550 41	7 550 42
Double pole switch + rocker heizung notschalter	7 520 02	7 551 30	7 551 31	7 551 32
PUSH-BUTTONS 6 A - 250 V\sim				
Changeover push-button	7 520 11	7 550 00	7 550 01	7 550 02
Changeover push-button free contact	7 520 17			
Changeover push-button, bell symbol	7 520 11	7 550 10	7 550 11	7 550 12
Illuminated changeover push-button	7 520 11+0 676 84	7 551 00	7 551 01	7 551 02
Illuminated changeover push-button, bell	7 520 11+0 676 84	7 550 50	7 550 51	7 550 52
Illuminated label-holder push-button	7 520 11+0 676 84		7 551 10 ⁽¹⁾	
2-gang changeover push-button	7 520 18	7 550 20	7 550 21	7 550 22
2-gang illuminated changeover push-button	7 520 18 + 2 x 0 676 84	7 552 20	7 552 21	7 552 22
PUSH-BUTTONS 6 A - 12 V\sim				
Illuminated push-button	7 520 13 ⁽²⁾	7 551 00	7 551 01	7 551 02




1: transparent rocker with 3 different coloured inserts (white, ivory, aluminium)

2: LED 0 676 87 included

3: LED 6 650 91 included

Valena Life




Valena Life cover plate selection charts

Functions	VALENA IN'MATIC MECHANISMS	VALENA LIFE COVER PLATES		
		White 	Ivory 	Aluminium 
DIMMERS 240 V~ - 50 HZ				
Rotary dimmer without neutral	7 520 60	7 548 80	7 548 81	7 548 82
Universal dimmer without neutral	7 520 62	7 548 90	7 548 91	7 548 92
Dimmer, with neutral, for 1-10 V ballast	7 520 67			
MOTION SENSORS				
Motion sensor without neutral	7 520 70	7 548 84	7 548 93	7 548 94
Motion sensor with neutral	7 520 73			
Motion sensor without neutral, with override		7 521 72 ⁽¹⁾	7 522 72 ⁽¹⁾	7 523 72 ⁽¹⁾
ROLLER BLIND CONTROL				
Roller blind switch 10 AX - 250 V~	7 520 29	7 551 40	7 551 41	7 551 42
Roller blind push-button 6 A 250 V~	7 520 30			
KEYCARD SWITCHES				
Electronic card-operated switch	7 520 25	7 551 60	7 551 61	7 551 62
THERMOSTATS				
Electronic room thermostat		7 521 33 ⁽¹⁾	7 522 33 ⁽¹⁾	7 523 33 ⁽¹⁾
Floor heating thermostat		7 521 34 ⁽¹⁾	7 522 34 ⁽¹⁾	7 523 34 ⁽¹⁾
STAR TV-R-SAT SOCKETS				
TV-R-SAT socket	7 530 52	7 547 90	7 547 91	7 547 92
TV-SAT socket	7 530 57	7 548 20	7 548 21	7 548 22
TV-R-SAT 30 mm socket cover	For TV sockets with 2 or 3 holes (breakable middle space)	7 548 00	7 548 01	7 548 02
STAR TV SOCKET				
Male TV socket	7 530 51	7 547 60	7 547 61	7 547 62
"F" type TV socket	7 530 50			
STAR TV + RJ 45 SOCKET				
TV SOCKET 0-2400 MHz + RJ45 Cat. 6 UTP	7 530 55	7 548 30	7 548 31	7 548 32
PASSTHROUGH SOCKETS				
Male TV socket	7 530 61	7 547 60	7 547 61	7 547 62
TV-R socket	7 530 63	7 547 80	7 547 81	7 547 82
TV-R-SAT socket	7 530 65	7 547 90	7 547 91	7 547 92
TV-SAT socket	7 530 71	7 548 20	7 548 21	7 548 22
TERMINAL SOCKETS				
Male TV socket	7 530 60	7 547 60	7 547 61	7 547 62
TV-R socket	7 530 62	7 547 80	7 547 81	7 547 82
TV-R-SAT socket	7 530 64	7 547 90	7 547 91	7 547 92
TV-SAT socket	7 530 59	7 548 20	7 548 21	7 548 22

1: Supplied with mechanism




Valena Life

Valena Life cover plate selection charts

Functions	VALENA IN'MATIC MECHANISMS	VALENA LIFE COVER PLATES		
		White 	Ivory 	Aluminium 
DATA SOCKETS CAT. 6				
RJ 45 socket Cat. 6 UTP	7 530 42	7 554 10 or 7 554 70 (with labelholder)	7 554 11 or 7 554 71 (with labelholder)	7 554 12 or 7 554 72 (with labelholder)
RJ 45 socket Cat. 6A UTP	7 530 44			
RJ 45 socket Cat. 6 STP	7 530 46			
RJ 45 socket Cat. 6A STP	7 530 48			
Double RJ 45 socket Cat. 6 UTP	7 530 43	7 554 20 or 7 554 80 (with labelholder)	7 554 21 or 7 554 81 (with labelholder)	7 554 22 or 7 554 82 (with labelholder)
Double RJ 45 socket Cat. 6A UTP	7 530 45			
Double RJ 45 socket Cat. 6 STP	7 530 47			
Double RJ 45 socket Cat. 6A STP	7 530 49			
RJ 11 + RJ 45 Cat. 6 UTP socket	7 530 32			
DATA SOCKETS CAT. 5e				
RJ 45 socket Cat. 5e UTP	7 530 40	7 554 10 or 7 554 70 (with labelholder)	7 554 11 or 7 554 71 (with labelholder)	7 554 12 or 7 554 72 (with labelholder)
Double RJ45 socket Cat. 5e UTP	7 530 41	7 554 20 or 7 554 80 (with labelholder)	7 554 21 or 7 554 81 (with labelholder)	7 554 22 or 7 554 82 (with labelholder)
Double RJ45 socket cover Rutenbeck		7 553 80	7 553 81	7 553 82
Double keystone adaptor		7 553 90		7 553 92
TELEPHONE SOCKETS				
RJ 11 socket	7 530 38	7 554 10	7 554 11	7 554 12
Double RJ 11 socket	7 530 39	7 554 20	7 554 21	7 554 22
RJ 12 socket	7 530 37	7 531 37	7 532 37	7 533 37
TAE/TDO socket cover		7 554 90	7 554 91	7 554 92
LOUDSPEAKER SOCKETS				
Loudspeaker socket	7 530 72	7 553 60	7 553 61	7 553 62
Double loudspeaker socket	7 530 78	7 553 70	7 553 71	7 553 72
Banana loudspeaker socket	7 530 76	7 552 80		7 552 82
Double banana loudspeaker socket	7 530 77	7 552 90		7 552 92
AUDIO AND VIDEO SOCKETS				
Triple RCA socket	7 530 75	7 547 20	7 547 21	7 547 22
Preconnected female USB socket	7 530 82	7 547 50		7 547 52

Valena Life








Valena Life cover plate selection charts

Functions	VALENA IN'MATIC MECHANISMS	VALENA LIFE COVER PLATES		
		White 	Ivory 	Aluminium 
2P SOCKET OUTLETS 16 A - 250 V~				
2P socket with shutters, automatic terminals	7 530 16	7 549 70	7 549 71	7 549 72
GERMAN STANDARD SOCKET OUTLETS 16 A - 250 V~				
2P+E socket with shutters, automatic terminals	7 530 20	7 552 00 or 7 548 40 (with flap) or 7 548 50 (with indicator)	7 552 01 or 7 548 41 (with flap) or 7 548 51 (with indicator)	7 552 02 or 7 548 42 (with flap) or 7 548 52 (with indicator)
2P+E socket, with shutters, screw terminals	7 530 24			
2P+E easy-wire socket with shutters, screw terminals	7 530 28	7 552 50	7 552 51	7 552 52
2P+E socket, automatic terminals	7 530 21	7 552 00 or 7 548 40 (with flap) or 7 548 50 (with indicator)	7 552 01 or 7 548 41 (with flap) or 7 548 51 (with indicator)	7 552 02 or 7 548 42 (with flap) or 7 548 52 (with indicator)
2P+E socket, screw terminals	7 530 25			
GERMAN STANDARD DOUBLE SOCKET OUTLETS 16 A - 250 V~				
2x2P+E socket with shutters, automatic terminals	7 530 26	7 549 50	7 549 51	7 549 52
2x2P+E socket, automatic terminals	7 530 27			
2x2P+E socket plate adaptor		7 542 25	7 542 35	7 542 45
FRENCH STANDARD SOCKET OUTLETS 16 A - 250 V~				
2P+E socket with shutters, automatic terminals	7 530 80	7 553 00 or 7 548 60 (with flap) or 7 548 70 (with indicator)	7 553 01 or 7 548 61 (with flap) or 7 548 71 (with indicator)	7 553 02 or 7 548 62 (with flap) or 7 548 72 (with indicator)
2P+E socket, with shutters, screw terminals	7 530 84			
2P+E easy-wire socket with shutters, screw terminals	7 530 88	7 553 50	7 553 51	7 553 52
2P+E socket, automatic terminals	7 530 81	7 553 00 or 7 548 60 (with flap) or 7 548 70 (with indicator)	7 553 01 or 7 548 61 (with flap) or 7 548 71 (with indicator)	7 553 02 or 7 548 62 (with flap) or 7 548 72 (with indicator)
2P+E socket, screw terminals	7 530 85			
ACCESSORIES				
Cable outlet with terminals	7 530 33	7 547 30	7 547 31	7 547 32
Cable outlet without terminals	7 530 34			
Surface-mounting box 1 gang		7 541 91	7 542 01	7 542 11
Surface-mounting box 2 gang		7 541 92	7 542 02	7 542 12
Support frame 4x2 modules with plate		7 521 45		7 523 45
Support frame 2x4x2 modules with plate		7 521 46		7 523 46
Blanking plate		7 551 80	7 551 81	7 551 82
SOUND DIFFUSION				
Source input with power supply	7 520 38	7 554 50	7 554 51	7 554 52
Local control with display	7 520 37	7 554 40	7 554 41	7 554 42
Tuner and intercom extension	7 520 39	7 554 60	7 554 61	7 554 62
Bluetooth module	7 520 36	7 554 30	7 554 31	7 554 32

Device	Mechanism Cat.No	VALENA LIFE COVER PLATES		
		White	Ivory	Aluminium
Dimmer	0 672 27	7 547 40	7 547 41	7 547 42
Double switch with neutral - 2 x 1000 W	0 672 34	7 547 70	7 547 71	7 547 72
Switch with neutral - 2500 W	0 672 33	7 547 09	7 547 13	7 547 02
Shutter radio switch 500 VA	0 672 63	7 547 24	7 547 28	7 547 29
Wireless dimmer switch radio control	7 520 80	7 547 39	7 547 51	7 547 53
Wireless switch radio control for 1 circuit	7 520 81	7 547 49	7 547 59	7 547 63
Wireless switch radio control for 2 circuits	7 520 82	7 547 78	7 547 79	7 547 83
Wireless scenario radio control 4 push-buttons	7 520 83	7 548 03	7 548 04	7 548 13
Wireless shutter radio control	7 520 84	7 548 24	7 548 33	7 548 34

Valena™ Allure






Valena Allure cover plate selection charts

Functions	VALENA IN'MATIC MECHANISMS	VALENA ALLURE COVER PLATES						
		White 	Ivory 	Aluminium 	Black 	Pearl 	Light nickel 	Dark nickel 
SWITCHES 10 AX - 250 V~								
One-way switch	7 520 01	7 550 05	7 550 06	7 550 07	7 550 08	7 550 09	7 550 13	7 551 13
Two-way switch	7 520 06							
Two-way switch with neutral terminal	7 520 10							
Two-way indicator switch with neutral terminal	7 520 10+7 520 58 ⁽¹⁾ 7 520 10+0 676 88							
Pull cord two-way switch	7 520 23	7 550 65	7 550 66	7 550 67	7 550 68	7 550 69		
Energy saving switch	7 520 65	7 520 75	7 520 76	7 520 77	7 520 78	7 520 79		
Lighting + time delay ventilation Switch, with neutral	7 520 32	7 552 15	7 552 16	7 552 17	7 552 18	7 552 19		
Time delay switch, without neutral	7 520 61							
Intermediate switch	7 520 07	7 550 75	7 550 76	7 550 77	7 550 78	7 550 79		
Illuminated one-way switch	7 520 01+0 676 84	7 550 85 ⁽²⁾	7 550 86 ⁽²⁾	7 550 87 ⁽²⁾	7 550 88 ⁽²⁾	7 550 89 ⁽²⁾		
One-way indicator switch	7 520 01+6 650 91							
Illuminated two-way switch	7 520 06+7 520 57 ⁽¹⁾	7 550 05	7 550 06	7 550 07	7 550 08	7 550 09	7 550 13	7 551 13
	7 520 06+0 676 86	7 550 85 ⁽²⁾	7 550 86 ⁽²⁾	7 550 87 ⁽²⁾	7 550 88 ⁽²⁾	7 550 89 ⁽²⁾		
Illuminated intermediate switch	7 520 07+6 650 90	7 552 75	7 552 76	7 552 77	7 552 78	7 552 79		
2-gang one-way switch	7 520 05	7 550 25	7 550 26	7 550 27	7 550 28	7 550 29	7 550 23	7 551 23
2-gang two-way switch	7 520 08							
Illuminated 2-gang one-way switch	7 520 05 + 2 x 0 676 84	7 552 25 ⁽²⁾	7 552 26 ⁽²⁾	7 552 27 ⁽²⁾	7 552 28 ⁽²⁾	7 552 29 ⁽²⁾		
Illuminated 2-gang two-way switch	7 520 08 + 2 x 7 520 57 ⁽¹⁾	7 550 25	7 550 26	7 550 27	7 550 28	7 550 29		
	7 520 08 + 2 x 0 676 86						7 552 25 ⁽²⁾	7 552 26 ⁽²⁾
3-gang one-way switch	7 520 03	7 550 35	7 550 36	7 550 37	7 550 38	7 550 39		
SWITCHES 16 AX - 250 V~								
Two-way switch	7 520 27	7 550 05	7 550 06	7 550 07	7 550 08	7 550 09	7 550 13	7 551 13
Double pole switch	7 520 02	7 551 25	7 551 26	7 551 27	7 551 28	7 551 29		
Double pole indicator switch	7 520 41 ⁽⁴⁾	7 550 45	7 550 46	7 550 47	7 550 48	7 550 49		
Double pole switch + rocker heizung not schalter	7 520 02	7 551 35	7 551 36	7 551 37	7 551 38	7 551 39		
PUSH-BUTTONS 6 A - 250 V~								
Changeover push-button	7 520 11	7 550 05	7 550 06	7 550 07	7 550 08	7 550 09	7 550 13	7 551 13
Changeover push-button free contact	7 520 17							
Changeover push-button, bell symbol	7 520 11	7 550 15	7 550 16	7 550 17	7 550 18	7 550 19		
Pull cord changeover push-button	7 520 24	7 550 65	7 550 66	7 550 67	7 550 68	7 550 69		
Illuminated changeover push-button	7 520 11+0 676 84	7 550 85 ⁽²⁾	7 550 86 ⁽²⁾	7 550 87 ⁽²⁾	7 550 88 ⁽²⁾	7 550 89 ⁽²⁾		
Illuminated changeover push-button, bell	7 520 11+0 676 84	7 550 90 ⁽²⁾	7 550 91 ⁽²⁾	7 550 92 ⁽²⁾	7 550 93 ⁽²⁾	7 550 94 ⁽²⁾		
Illuminated label-holder push-button	7 520 11+0 676 84		7 551 15 ⁽³⁾					
2-gang changeover push-button	7 520 18	7 550 25	7 550 26	7 550 27	7 550 28	7 550 29	7 550 23	7 551 23
2-gang illuminated changeover push-button	7 520 18 + 2 x 0 676 84	7 552 25**	7 552 26**	7 552 27**	7 552 28**	7 552 29**		
PUSH-BUTTONS 6 A - 12 V~								
Illuminated push-button	7 520 13	7 550 85**	7 550 86**	7 550 87**	7 550 88**	7 550 89**		

1: specific LED to create the lighting flow effect below the rocker (normal rocker to use)
 2: rocker with blue lens in the middle for light
 3: transparent rocker with the 3 different color paper inside (white, ivory, aluminium)
 4: LED 6 650 91 included






Valena™ Allure

Valena Allure cover plate selection charts

Functions	VALENA IN'MATIC MECHANISMS	VALENA ALLURE COVER PLATES				
		White 	Ivory 	Aluminium 	Black 	Pearl 
DIMMERS 240 V~ - 50 HZ						
Rotary dimmer without neutral 300 W	7 520 60	7 520 45	7 520 46	7 520 47	7 520 48	7 520 49
Universal dimmer without neutral 400 W	7 520 62	7 520 85	7 520 86	7 520 87	7 520 88	7 520 89
Dimmer, with neutral, for 1-10V ballast	7 520 67					
MOTION SENSORS						
Motion sensor without neutral	7 520 70	7 521 79	7 522 79	7 523 79		
Motion sensor with neutral	7 520 73					
Motion sensor without neutral, with override	7 520 70	7 521 80	7 522 80	7 523 80	7 521 81	7 522 81
ROLLER BLIND CONTROL						
Roller blind switch 10 AX - 250 V~	7 520 29	7 551 45	7 551 46	7 551 47	7 551 48	7 551 49
Roller blind push-button 6 A 250 V~	7 520 30					
KEYCARD SWITCHES						
Electronic card-operated switch	7 520 25	7 551 60	7 551 61	7 551 62	7 551 68	7 551 69
THERMOSTATS						
Electronic room thermostat	7 520 33	7 553 15	7 553 16	7 553 17	7 553 18	7 553 19
Floor heating thermostat	7 520 34	7 553 25	7 553 26	7 553 27	7 553 28	7 553 29
STAR TV-R-SAT SOCKETS						
TV-R-SAT socket	7 530 52	7 547 95	7 547 96	7 547 97	7 547 98	7 547 99
TV-SAT socket	7 530 57	7 548 25	7 548 26	7 548 27	7 548 28	7 548 29
TV-R-SAT 30 mm socket cover	For TV sockets with 2 or 3 holes (breakable middle space)	7 548 05	7 548 06	7 548 07	7 548 08	7 548 09
STAR TV SOCKET						
Male TV socket	7 530 51	7 547 65	7 547 66	7 547 67	7 547 68	7 547 69
"F" type TV socket	7 530 50					
TV + RJ 45 SOCKET						
TV SOCKET 0-2400 MHz + RJ45 Cat. 6 UTP	7 530 55	7 548 35	7 548 36	7 548 37	7 548 38	7 548 39
PASSTHROUGH SOCKETS						
Male TV socket	7 530 61	7 547 65	7 547 66	7 547 67	7 547 68	7 547 69
TV-R socket	7 530 63	7 547 85	7 547 86	7 547 87	7 547 88	7 547 89
TV-R-SAT socket	7 530 65	7 547 95	7 547 96	7 547 97	7 547 98	7 547 99
TV-SAT socket	7 530 71	7 548 25	7 548 26	7 548 27	7 548 28	7 548 29
TERMINAL SOCKETS						
Male TV socket	7 530 60	7 547 65	7 547 66	7 547 67	7 547 68	7 547 69
TV-R socket	7 530 62	7 547 85	7 547 86	7 547 87	7 547 88	7 547 89
TV-R-SAT socket	7 530 64	7 547 95	7 547 96	7 547 97	7 547 98	7 547 99
TV-SAT socket	7 530 59	7 548 25	7 548 26	7 548 27	7 548 28	7 548 29






Valena™ Allure

Valena Allure cover plate selection charts

Functions	VALENA IN'MATIC MECHANISMS	VALENA ALLURE COVER PLATES				
		White 	Ivory 	Aluminium 	Black 	Pearl 
DATA SOCKETS CAT. 6						
RJ 45 socket Cat. 6 UTP	7 530 42	7 554 15	7 554 16	7 554 17	7 554 18	7 554 19
RJ 45 socket Cat. 6A UTP	7 530 44	or	or	or	or	or
RJ 45 socket Cat. 6 STP	7 530 46	7 554 75 (with labelholder)	7 554 76 (with labelholder)	7 554 77 (with labelholder)	7 554 78 (with labelholder)	7 554 79 (with labelholder)
RJ 45 socket Cat. 6A STP	7 530 48					
Double RJ 45 socket Cat. 6 UTP	7 530 43					
Double RJ 45 socket Cat. 6A UTP	7 530 45	7 554 25	7 554 26	7 554 27	7 554 28	7 554 29
Double RJ 45 socket Cat. 6 STP	7 530 47	or	or	or	or	or
Double RJ 45 socket Cat. 6A STP	7 530 49	7 554 85 (with labelholder)	7 554 86 (with labelholder)	7 554 87 (with labelholder)	7 554 88 (with labelholder)	7 554 89 (with labelholder)
RJ 11 + RJ 45 Cat. 6 UTP socket	7 530 32					
DATA SOCKETS CAT. 5e						
RJ 45 socket Cat. 5e UTP	7 530 40	7 554 15 or 7 554 75 (with labelholder)	7 554 16 or 7 554 76 (with labelholder)	7 554 17 or 7 554 77 (with labelholder)	7 554 18 or 7 554 78 (with labelholder)	7 554 19 or 7 554 79 (with labelholder)
Double RJ45 socket Cat. 5e UTP	7 530 41	7 554 25 or 7 554 85 (with labelholder)	7 554 26 or 7 554 85 (with labelholder)	7 554 27 or 7 554 85 (with labelholder)	7 554 28 or 7 554 85 (with labelholder)	7 554 29 or 7 554 85 (with labelholder)
TELEPHONE SOCKETS						
RJ 11 socket	7 530 38	7 554 15 or 7 554 75 (with labelholder)	7 554 16 or 7 554 76 (with labelholder)	7 554 17 or 7 554 77 (with labelholder)	7 554 18 or 7 554 78 (with labelholder)	7 554 19 or 7 554 79 (with labelholder)
Double RJ 11 socket	7 530 39	7 554 25 or 7 554 85 (with labelholder)	7 554 26 or 7 554 85 (with labelholder)	7 554 27 or 7 554 85 (with labelholder)	7 554 28 or 7 554 85 (with labelholder)	7 554 29 or 7 554 85 (with labelholder)
RJ 12 socket	7 530 37	7 553 95 or 7 554 75 (with labelholder)	7 553 96 or 7 554 76 (with labelholder)	7 553 97 or 7 554 77 (with labelholder)	7 553 98 or 7 554 78 (with labelholder)	7 553 99 or 7 554 79 (with labelholder)
TAE/TDO socket cover		7 554 95	7 554 96	7 554 97	7 554 98	7 554 99
LOUDSPEAKER SOCKETS						
Loudspeaker socket	7 530 72	7 553 65	7 553 66	7 553 67		
Double loudspeaker socket	7 530 78	7 553 75	7 553 76	7 553 77		
Banana loudspeaker socket	7 530 76	7 552 85		7 552 87		
Double banana loudspeaker socket	7 530 77	7 552 95		7 552 97		
AUDIO AND VIDEO SOCKETS						
Triple RCA socket	7 530 75	7 547 25	7 547 26	7 547 27		
Preconnected female USB socket	7 530 82	7 547 55		7 547 57		

Valena™ Allure

Valena Allure cover plate selection charts

Functions	VALENA IN'MATIC MECH.	VALENA ALLURE COVER PLATES				
		White 	Ivory 	Aluminium 	Black 	Pearl 
2P SOCKET OUTLETS 16 A - 250 V~						
2P socket with shutters, automatic terminals	7 530 16	7 549 75	7 549 76	7 549 77	7 549 78	7 549 79
GERMAN STANDARD SOCKET OUTLETS 16 A - 250 V~						
2P+E socket with shutters, automatic terminals	7 530 20	7 552 05 or 7 548 45 (with flap)	7 552 06 or 7 548 46 (with flap)	7 552 07 or 7 548 47 (with flap)	7 552 08 or 7 548 48 (with flap)	7 552 09 or 7 548 49 (with flap)
2P+E socket, with shutters, screw terminals	7 530 24	7 548 55 (with indicator)	7 548 56 (with indicator)	7 548 57 (with indicator)	7 548 58 (with indicator)	7 548 59 (with indicator)
2P+E easy-wire socket with shutters, screw terminals	7 530 28	7 552 55	7 552 56	7 552 57	7 552 58	755259
2P+E socket, automatic terminals	7 530 21	7 552 05 or 7 548 45 (with flap)	7 552 06 or 7 548 46 (with flap)	7 552 07 or 7 548 47 (with flap)	7 552 08 or 7 548 48 (with flap)	7 552 09 or 7 548 49 (with flap)
2P+E socket, screw terminals	7 530 25	7 548 55 (with indicator)	7 548 56 (with indicator)	7 548 57 (with indicator)	7 548 58 (with indicator)	7 548 59 (with indicator)
GERMAN STANDARD DOUBLE SOCKET OUTLETS 16 A - 250 V~						
2x2P+E socket with shutters, automatic terminals	7 530 26	7 549 55 ⁽¹⁾	7 549 56 ⁽¹⁾	7 549 57 ⁽¹⁾	7 549 58 ⁽¹⁾	7 549 59 ⁽¹⁾
2x2P+E socket, automatic terminals	7 530 27					
FRENCH STANDARD SOCKET OUTLETS 16 A - 250 V~						
2P+E socket with shutters, automatic terminals	7 530 80	7 553 05 or 7 548 65 (with flap)	7 553 06 or 7 548 66 (with flap)	7 553 07 or 7 548 67 (with flap)	7 553 08 or 7 548 68 (with flap)	7 553 09 or 7 548 69 (with flap)
2P+E socket, with shutters, screw terminals	7 530 84	7 548 75 (with indicator)	7 548 76 (with indicator)	7 548 77 (with indicator)	7 548 78 (with indicator)	7 548 79 (with indicator)
2P+E easy-wire socket with shutters, screw terminals	7 530 88	7 553 55	7 553 56	7 553 57	7 553 58	7 553 59
2P+E socket, automatic terminals	7 530 81	7 553 05 or 7 548 65 (with flap)	7 553 06 or 7 548 66 (with flap)	7 553 07 or 7 548 67 (with flap)	7 553 08 or 7 548 68 (with flap)	7 553 09 or 7 548 69 (with flap)
2P+E socket, screw terminals	7 530 85	7 548 75 (with indicator)	7 548 76 (with indicator)	7 548 77 (with indicator)	7 548 78 (with indicator)	7 548 79 (with indicator)
ACCESSORIES						
Cable outlet with terminals	7 530 33	7 550 55	7 550 56	7 550 57		
Cable outlet without terminals	7 530 34					
Surface-mounting box 1 gang		7 555 51	7 555 61	7 555 71		
Surface-mounting box 2 gang		7 555 52	7 555 62	7 555 72		
Blanking plate		7 551 85	7 551 86	7 551 87		
SOUND DIFFUSION						
Source input with power supply	7 520 38	7 554 55	7 554 56	7 554 57	7 554 58	7 554 59
Local control with display	7 520 37	7 554 45	7554 46	7 554 47	7 554 48	7 554 49
Tuner and intercom extension	7 520 39	7 554 65	7 554 66	7 554 67	7 554 68	7 554 69
Bluetooth module ⁽²⁾	7 520 36	7 554 35	7 554 36	7 554 37	7 554 38	7 554 39

Device	Mechanism Cat.No	VALENA ALLURE COVER PLATES		
		White	Ivory	Aluminium
Double switch with neutral - 2 x 1000 W	0 672 34	7 547 75	7 547 76	7 547 77
Switch with neutral - 2500 W	0 672 33	7 547 03	7 547 19	7 547 23
Shutter radio switch 500 VA	0 672 63	7 547 33	7 547 34	7 547 38
Wireless dimmer switch radio control	7 520 80	7 547 54	7 547 56	7 547 58
Wireless switch radio control for 1 circuit	7 520 81	7 547 64	7 547 73	7 547 74
Wireless switch radio control for 2 circuits	7 520 82	7 547 84	7 547 93	7 547 94
Wireless scenario radio control 4 push-buttons	7 520 83	7 548 14	7 548 19	7 548 23
Wireless shutter radio control	7 520 84	7 548 43	7 548 44	7 548 53

1: Monobloc cover + plate

2: To be used with Power supply in false ceiling for Bluetooth module Cat.No 0 673 33 (page xxx)

Valena™ Life

switches with cover plate



7 521 01 + 7 540 31



7 522 06 + 7 541 11



7 521 65 + 7 541 21



7 521 10 + 7 540 71



7 521 08 + 7 540 91

Valena In'Matic mechanisms supplied with cover plates and support frames. To be equipped with plates. Supplied with mounted dust protection transparent shield. After clipping in the rocker, all LED lamps light up blue. Flowpack packaging: robust protection to ensure optimum operation.

Pack	Cat.Nos	Switches 10 AX - 250 V~
		One-way switches Automatic terminals
15	7 521 01	White
15	7 522 01	Ivory
15	7 523 01	Aluminium
		Two-way switches Automatic terminals
15	7 521 06	White
15	7 522 06	Ivory
15	7 523 06	Aluminium
		Pull cord two-way switches Automatic terminals Possible accessory: Cat.No 0 898 05 pull cord 1.5 m
1	7 521 23	White
1	7 522 23	Ivory
1	7 523 23	Aluminium
		Energy saving switches Automatic terminals Installed and works like a conventional switch/2-way switch. But in addition, it switches off automatically after 10 minutes if no movement is detected by the built-in IR detector cell. Detection field 160°. Detection range 8 m Compatible with any lamp - 12-150 W: incandescent and 230 V halogen - 12-150 VA: lamps with ferromagnetic or electronic ballast - 8-30 W (or 650 mA): LED and CFL All types of lamp can be mixed on the same circuit. Ideal for rooms where the light may be left switched on needlessly (child's bedroom, box room)
1	7 521 65	White
1	7 522 65	Ivory
1	7 523 65	Aluminium
		Intermediate switches Screw terminals
5	7 521 07	White
5	7 522 07	Ivory
5	7 523 07	Aluminium
		Illuminated one-way switch Equipped with low consumption LED 0.15 mA (Cat.No 0 676 84)
5	7 521 10	White
5	7 522 10	Ivory
5	7 523 10	Aluminium

Pack	Cat.Nos	Switches 10 AX - 250 V~ (continued)
		One-way indicator switches Automatic terminals Equipped with 3 mA low consumption LED (Cat.No 6 650 91)
5	7 521 04	White
5	7 522 04	Ivory
5	7 523 04	Aluminium
		Illuminated two-way switches Automatic terminals Equipped with 0.15 mA low consumption LED (Cat.No 0 676 86)
5	7 521 26	White
5	7 522 26	Ivory
5	7 523 26	Aluminium
		Illuminated intermediate switches Screw terminals Equipped with 0.15 mA low consumption LED (Cat.No 6 650 90)
5	7 521 48	White
5	7 522 48	Ivory
5	7 523 48	Aluminium
		2-gang one-way switches Automatic terminals
15	7 521 05	White
15	7 522 05	Ivory
15	7 523 05	Aluminium
		2-gang two-way switches Automatic terminals
15	7 521 08	White
15	7 522 08	Ivory
15	7 523 08	Aluminium

Valena™ Life

switches with cover plate



7 521 28 + 7 540 31



7 523 28 + 7 541 31



7 521 03 + 7 541 21

Valena In'Matic mechanisms supplied with cover plates and support frames. To be equipped with plates

Supplied with mounted dust protection transparent shield

After clipping in the rocker, all LED lamps light up blue

Flowpack packaging: robust protection to ensure optimum operation

Pack	Cat.Nos	Switches 10 AX - 250 V~ (continued)
		Illuminated 2-gang one-way switches Automatic terminals Equipped with 2 x 0.15 mA low consumption LED (Cat.No 0 676 84)
5	7 521 28	White
5	7 522 28	Ivory
5	7 523 28	Aluminium
		Illuminated 2-gang two-way switches Automatic terminals Equipped with 2 x 0.15 mA low consumption LED (Cat.No 0 676 86)
5	7 521 09	White
5	7 522 09	Ivory
5	7 523 09	Aluminium
		3-gang one-way switches Screw terminals
1	7 521 03	White
1	7 522 03	Ivory
1	7 523 03	Aluminium
		Switches 16 AX - 250 V~
		Double pole switches Screw terminals
5	7 521 02	White
5	7 522 02	Ivory
5	7 523 02	Aluminium

Valena™ Life

push-buttons with cover plate



7 521 24 + 7 540 81



7 521 14 + 7 540 71

Valena In'Matic mechanisms supplied with cover plates and support frames. To be equipped with plates

Supplied with mounted dust protection transparent shield

After clipping in the rocker, all LED lamps light up blue

Flowpack packaging: robust protection to ensure optimum operation

Pack	Cat.Nos	Push-buttons 6 A - 250 V~
		Changeover push-buttons Automatic terminals
15	7 521 11	White
15	7 522 11	Ivory
15	7 523 11	Aluminium
		Changeover push-buttons, bell symbol
5	7 521 15	White
5	7 522 15	Ivory
5	7 523 15	Aluminium
		Pull-cord changeover push-buttons
1	7 521 24	White
1	7 522 24	Ivory
1	7 523 24	Aluminium
		Illuminated changeover push-buttons Equipped with 0.15 mA low consumption LED (Cat.No 0 676 86)
5	7 521 12	White
5	7 522 12	Ivory
5	7 523 12	Aluminium
		Illuminated changeover push-buttons, bell symbol Equipped with 0.15 mA low consumption LED (Cat.No 0 676 86)
5	7 521 16	White
5	7 522 16	Ivory
5	7 523 16	Aluminium
		Illuminated label-holder push-buttons 12 V Equipped with 0.15 mA Low consumption LED (Cat.No 0 676 87) Equipped with transparent rocker with 3 different coloured inserts (white, ivory, aluminium)
5	7 521 14	
		2-gang changeover push-buttons
5	7 521 18	White
5	7 522 18	Ivory
5	7 523 18	Aluminium
		Illuminated push-buttons 12 V Equipped with low consumption LED (Cat.No 0 676 87)
5	7 521 13	White
5	7 522 13	Ivory
5	7 523 13	Aluminium

Valena™ Life

dimmers with cover plate



7 521 60 + 7 540 01



7 523 62 + 7 541 31

Valena In'Matic mechanisms supplied with cover plates and support frames. To be equipped with plates.

Supplied with mounted dust protection transparent shield

Flowpack packaging: robust protection to ensure optimum operation

Pack	Cat.Nos	Dimmers 240 V~ - 50 Hz
		Equipped with overvoltage and short-circuit protection When switched on, lights up at the level set before last switch-off Can be remotely controlled via non-illuminated push-buttons (Cat.No 7 520 11), with each push-button able to perform the ON/OFF and dimming function
		Rotary dimmer without neutral For all types of lamps: - dimmable LEDs: 5 W to 75 W (10 lamps max.) - dimmable compact fluorescent lamps: 5 W to 75 W (10 lamps max.) - halogen with ferromagnetic or electronic transformer: 5 VA to 300 VA - fluorescent tube - ballast: 5 VA to 300 VA - halogen and incandescent 240 V~: 5 W to 300 W When switched on, gradually (2 seconds) lights up at the level set before last switch-off
	JAN 2016	
1	7 521 60	<input type="checkbox"/> White
1	7 522 60	<input type="checkbox"/> Ivory
1	7 523 60	<input type="checkbox"/> Aluminium
		Push-dimmer without neutral For all types of lamps: - dimmable LEDs: 5 W to 75 W (10 lamps max.) - dimmable compact fluorescent lamps: 5 W to 75 W (10 lamps max.) - halogen with ferromagnetic or electronic transformer: 3 VA to 400 VA - fluorescent tube - ballast: 3 VA to 200 VA - halogen and incandescent 240 V: 3 W to 400 W When switched on, gradually (2 seconds) lights up at the level set before last switch-off Functioning: - dimming mode - pre-set level mode (0%, 33%, 66% and 100%) - nightlight mode: dimming of the lamp for 1 hour
1	7 521 62	<input type="checkbox"/> White
1	7 522 62	<input type="checkbox"/> Ivory
1	7 523 62	<input type="checkbox"/> Aluminium

LEGRAND PACKAGING

Products always PROTECTED

Thanks to the flowpack, the products can be easily identified and remain protected until the installation.



ADVANTAGES FOR WHOLESALE AND RETAILERS

- products are individually protected and can be hanged on or placed in bulk
- the product is always visible for a faster identification

ADVANTAGES FOR THE INSTALLERS

- the product is protected throughout the delivery process, until the installation
- all useful information is printed on the flow pack
- additional information by scanning the QR code



Valena™ Life

motion sensors, roller blind control and thermostats with cover plate



7 521 70 + 7 540 71



7 522 70 + 7 541 11



7 523 73 + 7 541 71



7 521 29 + 7 541 21



7 523 33 + 7 541 31

Valena In'Matic mechanisms supplied with cover plates and support frames. To be equipped with plates
Supplied with mounted dust protection transparent shield
Flowpack packaging: robust protection to ensure optimum operation

Pack	Cat.Nos	Motion sensors
		All sensors are compatible with any type of lamp Detection field 180° Detection range 8 m Integrated self-protection against overloads and short-circuits.
		Motion sensors without neutral Accepted power by lamp type: - LEDs ¹ 3 W to 100 W - Compact fluorescent ¹ 3 W to 100 W - LEDs, CFLs, Halogen, fluorescent tubes with ferromagnetic or electronic ballast: 3 VA to 250 VA - 230 V halogen, incandescent: 3 W to 250 W Up to 3 sensors can be connected in parallel Time delay setting from 10 s to 10 min Light level threshold setting from 5 lux to 1275 lux Standby consumption: 0.02 W
1	7 521 70	White
1	7 522 70	Ivory
1	7 523 70	Aluminium
		Motion sensors without neutral, with override The sensor can be forced to ON, Automatic or OFF mode using a 3-position slider Accepted power by lamp type: - LEDs ¹ 3 W to 100 W - Compact fluorescent ¹ 3 W to 100 W - LEDs, CFLs, Halogen, fluorescent tubes with ferromagnetic or electronic ballast: 3 VA to 250 VA - 230 V halogen, incandescent: 3 W to 250 W Up to 3 sensors can be connected in parallel Possibility of additional remote manual control with push-button Time delay setting from 10 s to 10 min. Light level threshold setting from 5 lux to 1275 lux Standby consumption: 0.02 W
1	7 521 72	White
1	7 522 72	Ivory
1	7 523 72	Aluminium
		Motion sensors with neutral Accepted power by lamp type: - LEDs: 0 to 50 W - Compact fluorescent: 0 to 50 W - LEDs, CFLs, Halogen with ferromagnetic or electronic ballast: 0 to 200 VA - Fluorescent tubes with ferromagnetic or electronic ballast: 0 to 150 VA - 230 V halogen, incandescent: 0 to 400 W Only one sensor per circuit No remote manual control with push-button Time delay setting from 10 s to 10 min. Light level threshold setting from 5 lux to 1275 lux Standby consumption: 0.55 W
1	7 521 73	White
1	7 522 73	Ivory
1	7 523 73	Aluminium

1: If several sensors are installed on the same circuit, the minimum load increases (see data sheet)

Pack	Cat.Nos	Roller blind controls
		Automatic terminals Roller blind switches 10 AX - 250 V~ For direct control of the motor Roller shutter/awning/canopy control
5	7 521 29	<input type="checkbox"/> White
5	7 522 29	<input type="checkbox"/> Ivory
5	7 523 29	<input type="checkbox"/> Aluminium
		Roller blind push-buttons 6 A - 250 V~ For control via electronic control unit
5	7 521 30	<input type="checkbox"/> White
5	7 522 30	<input type="checkbox"/> Ivory
5	7 523 30	<input type="checkbox"/> Aluminium
		Thermostats Screw terminals
		Electronic room thermostats Control knob with index and adjustable segments for min. and max. settings Adjustable range from 5°C to 30°C (+/- 0.5°C) Power supply: 230 V~ - 50/60 Hz One potential-free changeover contact output Suitable for controlling heated ceilings and underfloor heating - LV use breaking capacity: 8 A - 250 V~ - resistive inductive circuit 2 A - 250 V~ - inductive circuit - ELV use breaking capacity: 12 to 48 VA- 12 to 24 V=, from 1 mA min. to 500 mA max.
1	7 521 33	<input type="checkbox"/> White
1	7 522 33	<input type="checkbox"/> Ivory
1	7 523 33	<input type="checkbox"/> Aluminium
		Floor heating thermostats With one potential-free N/O contact and LED 16 A - 230 V~ Adjustable range from 10°C to 60°C
1	7 521 34	<input type="checkbox"/> White
1	7 522 34	<input type="checkbox"/> Ivory
1	7 523 34	<input type="checkbox"/> Aluminium



All sensors are compatible with any type of lamp available on the market.
Infrared detection
Detection field 180°. Detection range 8 m.

Valena™ Life

TV sockets with cover plate



7 533 52 + 7 541 31



7 533 51 + 7 541 31



7 531 61 + 7 540 01



7 531 64 + 7 540 81



7 532 64 + 7 541 81

Valena In'Matic mechanisms supplied with cover plates and support frames. To be equipped with plates
 Supplied with mounted dust protection transparent shield
 Flowpack packaging: robust protection to ensure optimum operation

Pack	Cat.Nos	Star architecture TV sockets
		Star cabling (1 socket = 1 cable to antenna) ensures a HD quality level of distribution of TV standard For distribution of TV & Radio signals All operators (DVB-T, satellite, Cablecast) Meet EN 50083-4 and CEM 50083-2 European Directive. HDTV compatible: Low fading (<1.5 dB) LTE ready, shielded socket to protect against interference from mobile phone network 3G & 4G signals TV male connector (Ø9.5 mm) R female connector (Ø9.5 mm) SAT "F" type connector Recommended coaxial cable: 17/19 VATC Visual check of the connection TV-R-SAT sockets TV: 0-862 MHz R: 87.5 - 108 MHz SAT: 950-2400 MHz
5	7 531 52	White
5	7 532 52	Ivory
5	7 533 52	Aluminium
		Male TV sockets TV: 0-2400 MHz
5	7 531 51	White
5	7 532 51	Ivory
5	7 533 51	Aluminium

Pack	Cat.Nos	Passthrough TV sockets - 10 dB
		Installation in case of maintenance An amplifier and line balancing are recommended TV male connector (Ø9.5 mm) R female connector (Ø9.5 mm) SAT "F" type connector. Recommended coaxial cable: 17/19 VATC. visual check of the connection TV-R-SAT sockets TV: 5-68/120-862 MHz R: 87.5 - 108 MHz SAT: 950-2400 MHz
5	7 531 65	White
5	7 532 65	Ivory
5	7 533 65	Aluminium
		Male TV sockets TV: 0-862 MHz
5	7 531 61	White
5	7 532 61	Ivory
5	7 533 61	Aluminium
		Terminal TV sockets Installation in case of maintenance An amplifier and line balancing are recommended TV male connector (Ø9.5 mm) R female connector (Ø9.5 mm) SAT "F" type connector Recommended coaxial cable: 17/19 VATC. visual check of the connection 1 input with 1 resistance cap socket -10 dB TV-R-SAT sockets TV: 5-68/120-862 MHz R: 87.5 - 108 MHz SAT: 950-2400 MHz
5	7 531 64	White
5	7 532 64	Ivory
5	7 533 64	Aluminium
		Male TV sockets TV: 0-862 MHz
5	7 531 60	White
5	7 532 60	Ivory
5	7 533 60	Aluminium

Valena™ Life

data and telephone sockets with cover plate



7 533 48 + 7 541 31



7 531 43 + 7 540 71



7 532 39 + 7 540 41

Valena In'Matic mechanisms supplied with cover plates and support frames. To be equipped with plates
Supplied with mounted dust protection transparent shield
Flowpack packaging: robust protection to ensure optimum operation

Pack	Cat.Nos	Data sockets Cat. 6 A
		With LCS ² connector with fast connection thanks to integrated crimping Take AWG 22 single-core cables up to AWG 26 and AWG multicore cables Contacts marked with dual colour code and wiring schemes 568 A and 568 B Conform to standards ISO/IEC 11801 Ed. 2.0, amendment 2, EN 50173-1 and TIA/EIA 568 C2
		RJ 45 socket Cat. 6 A STP
5	7 531 48	<input type="checkbox"/> White
5	7 532 48	<input type="checkbox"/> Ivory
5	7 533 48	<input type="checkbox"/> Aluminium
		Double RJ45 socket Cat. 6 A STP
5	7 531 49	<input type="checkbox"/> White
5	7 532 49	<input type="checkbox"/> Ivory
5	7 533 49	<input type="checkbox"/> Aluminium
		Data sockets Cat. 6
		With LCS ² connector with fast connection thanks to integrated crimping Take AWG 22 single-core cables up to AWG 26 and AWG multicore cables Contacts marked with dual colour code and wiring schemes 568 A and 568 B Conform to standards ISO/IEC 11801 Ed. 2.0, amendment 2, EN 50173-1 and TIA/EIA 568 C2
		RJ 45 socket Cat. 6 UTP
5	7 531 42	<input type="checkbox"/> White
5	7 532 42	<input type="checkbox"/> Ivory
5	7 533 42	<input type="checkbox"/> Aluminium
		RJ 45 socket Cat. 6 STP
5	7 531 46	<input type="checkbox"/> White
5	7 532 46	<input type="checkbox"/> Ivory
5	7 533 46	<input type="checkbox"/> Aluminium
		Double RJ 45 socket Cat. 6 UTP
5	7 531 43	<input type="checkbox"/> White
5	7 532 43	<input type="checkbox"/> Ivory
5	7 533 43	<input type="checkbox"/> Aluminium
		Double RJ 45 socket Cat. 6 STP
5	7 531 47	<input type="checkbox"/> White
5	7 532 47	<input type="checkbox"/> Ivory
5	7 533 47	<input type="checkbox"/> Aluminium

Pack	Cat.Nos	Data sockets Cat. 5e
		With LCS ² connector with fast connection thanks to integrated crimping Take AWG 22 single-core cables up to AWG 26 and AWG multicore cables Contacts marked with dual colour code and wiring schemes 568 A and 568 B Conform to standards ISO/IEC 11801 Ed. 2.0, amendment 2, EN 50173-1 and TIA/EIA 568 C2
		RJ 45 socket Cat. 5e UTP
5	7 531 40	<input type="checkbox"/> White
5	7 532 40	<input type="checkbox"/> Ivory
5	7 533 40	<input type="checkbox"/> Aluminium
		RJ 45 socket Cat. 5e FTP
5	7 531 53	<input type="checkbox"/> White
5	7 532 53	<input type="checkbox"/> Ivory
5	7 533 53	<input type="checkbox"/> Aluminium
		Double RJ45 socket Cat. 5e UTP
5	7 531 41	<input type="checkbox"/> White
5	7 532 41	<input type="checkbox"/> Ivory
5	7 533 41	<input type="checkbox"/> Aluminium
		Double RJ45 socket Cat. 5e FTP
5	7 531 54	<input type="checkbox"/> White
5	7 532 54	<input type="checkbox"/> Ivory
5	7 533 54	<input type="checkbox"/> Aluminium
		Telephone sockets
		Equipped with a modular Jack connector with 1/4 turn terminal for fast connection. Tap-off possible
		RJ 11 socket
5	7 531 38	<input type="checkbox"/> White
5	7 532 38	<input type="checkbox"/> Ivory
5	7 533 38	<input type="checkbox"/> Aluminium
		Double RJ 11 socket
5	7 531 39	<input type="checkbox"/> White
5	7 532 39	<input type="checkbox"/> Ivory
5	7 533 39	<input type="checkbox"/> Aluminium

Valena™ Life

audio sockets with cover plate



7 531 78 + 7 540 31



7 531 72 + 7 540 81

Valena In'Matic mechanisms supplied with cover plates and support frames. To be equipped with plates
Supplied with mounted dust protection transparent shield
Flowpack packaging: robust protection to ensure optimum operation

Pack	Cat.Nos	Loudspeaker sockets	
		4 mm ² terminals	
		Loudspeaker sockets	
5	7 531 72		<input type="checkbox"/> White
5	7 532 72		<input type="checkbox"/> Ivory
5	7 533 72		<input type="checkbox"/> Aluminium
		Double loudspeaker sockets	
5	7 531 78		<input type="checkbox"/> White
5	7 532 78		<input type="checkbox"/> Ivory
5	7 533 78		<input type="checkbox"/> Aluminium

Valena™ Life

socket outlets with cover plate



7 533 20 + 7 541 31



7 531 20 + 7 540 71

Valena In'Matic mechanisms supplied with cover plates and support frames. To be equipped with plates. IP 2X protection
Supplied with mounted dust protection transparent shield
Flowpack packaging: robust protection to ensure optimum operation

Pack	Cat.Nos	2P socket outlets 16 A - 250 V~	
		Automatic terminals	
		2P sockets with shutters	
15	7 531 16		<input type="checkbox"/> White
15	7 532 16		<input type="checkbox"/> Ivory
15	7 533 16		<input type="checkbox"/> Aluminium
		German standard socket outlets 16 A - 250 V~	
		2P+E sockets with shutters - Automatic terminals	
15	7 531 20		<input type="checkbox"/> White
15	7 532 20		<input type="checkbox"/> Ivory
15	7 533 20		<input type="checkbox"/> Aluminium
		2P+E sockets with shutters - Screw terminals	
15	7 531 24		<input type="checkbox"/> White
15	7 532 24		<input type="checkbox"/> Ivory
15	7 533 24		<input type="checkbox"/> Aluminium
		2P+E easy-wire sockets with shutters	
		Special tap-off screw and 6 mm ² terminals, big capacity for cables 1 x 6 mm ² or 2 x 4 mm ² or 3 x 2.5 mm ² . To be used in refurbishments with 30 mm depth boxes	
5	7 531 28		<input type="checkbox"/> White
5	7 532 28		<input type="checkbox"/> Ivory
5	7 533 28		<input type="checkbox"/> Aluminium
		2P+E sockets - Automatic terminals	
15	7 531 21		<input type="checkbox"/> White
15	7 532 21		<input type="checkbox"/> Ivory
15	7 533 21		<input type="checkbox"/> Aluminium
		2P+E sockets - Screw terminals	
15	7 531 25		<input type="checkbox"/> White
15	7 532 25		<input type="checkbox"/> Ivory
15	7 533 25		<input type="checkbox"/> Aluminium

Valena™ Life

socket outlets with cover plate



7 531 26 + 7 542 21



7 533 26 + 7 542 41



7 531 80 + 7 540 91



7 532 84 + 7 540 41

Valena In'Matic mechanisms supplied with cover plates and support frames. To be equipped with plates IP 2X protection. Supplied with mounted dust protection transparent shield
Flowpack packaging: robust protection to ensure optimum operation

Pack	Cat.Nos	German standard double socket outlets 16 A - 250 V~	
		Automatic terminals	
		2x2P+E sockets with shutters	
5	7 531 26		<input type="checkbox"/> White
5	7 532 26		<input type="checkbox"/> Ivory
5	7 533 26		<input type="checkbox"/> Aluminium
		2x2P+E sockets	
5	7 531 27		<input type="checkbox"/> White
5	7 532 27		<input type="checkbox"/> Ivory
5	7 533 27		<input type="checkbox"/> Aluminium
		2x2P+E sockets plate adaptor	
		To be used for creating multigang installations of single functions with double sockets (for example RJ 45 sockets, TV sockets, etc)	
	APR 2016		
5	7 542 25		<input type="checkbox"/> White
5	7 542 35		<input type="checkbox"/> Ivory
5	7 542 45		<input type="checkbox"/> Aluminium

Pack	Cat.Nos	French standard socket outlets 16 A - 250 V~	
		2P+E sockets with shutters - Automatic terminals	
15	7 531 80		<input type="checkbox"/> White
15	7 532 80		<input type="checkbox"/> Ivory
15	7 533 80		<input type="checkbox"/> Aluminium
		2P+E sockets with shutters - Screw terminals	
15	7 531 84		<input type="checkbox"/> White
15	7 532 84		<input type="checkbox"/> Ivory
15	7 533 84		<input type="checkbox"/> Aluminium
		2P+E easy-wire sockets with shutters	
		Special tap-off screw and 6 mm ² terminals, big capacity for cables 1 x 6 mm ² or 2 x 4 mm ² or 3 x 2.5 mm ²	
		To be used in refurbishments with 30 mm depth boxes	
5	7 531 88		<input type="checkbox"/> White
5	7 532 88		<input type="checkbox"/> Ivory
5	7 533 88		<input type="checkbox"/> Aluminium
		2P+E sockets - Automatic terminals	
15	7 531 81		<input type="checkbox"/> White
15	7 532 81		<input type="checkbox"/> Ivory
15	7 533 81		<input type="checkbox"/> Aluminium
		2P+E sockets - Screw terminals	
15	7 531 85		<input type="checkbox"/> White
15	7 532 85		<input type="checkbox"/> Ivory
15	7 533 85		<input type="checkbox"/> Aluminium
		French standard double socket outlets 16 A - 250 V~	
		Angled holes socket outlet: the upper socket is at an angle of 30° in order to connect 2 transformers at the same time. Complete product (mechanism+monobloc cover plate) Automatic terminals	
		2 x 2P+E socket with shutters	
5	7 531 86		<input type="checkbox"/> White
5	7 532 86		<input type="checkbox"/> Ivory
5	7 533 86		<input type="checkbox"/> Aluminium
		2 x 2P+E socket	
5	7 531 87		<input type="checkbox"/> White
5	7 532 87		<input type="checkbox"/> Ivory
5	7 533 87		<input type="checkbox"/> Aluminium

For multigang plates for 2 x 2P+E sockets, please refer to the selection chart on page xxx




Valena™ Life

USB chargers with cover plate



7 531 12 + 7 540 71

Valena In'Matic mechanisms supplied with cover plates and support frames. To be equipped with plates. IP 2X protection
Supplied with mounted dust protection transparent shield
Flowpack packaging: robust protection to ensure optimum operation

Pack	Cat.Nos	USB charging sockets
		100-240 VA 50-60 Hz, 5 V - 1500 mA Screw terminals Conform to standard IEC 62684-2011-01 For quickly charging mobile phones, tablet PCs, smartphones, MP3 and MP4 players. Free up a socket recess. Consumption in passive mode < 0.1 W class II SELV Conform to the EEC directive on harmonisation of the charging standard for portable terminals and the harmonisation of mobile phone chargers. For installation in flush-mounting box depth 40 mm minimum Supplied cordless
5	7 531 12	 White
5	7 532 12	 Ivory
5	7 533 12	 Aluminium







Valena™ Life

accessories with cover plate



7 531 33 + 7 540 01

Valena In'Matic mechanisms supplied with cover plates and support frames. To be equipped with plates. IP 2X protection
Supplied with mounted dust protection transparent shield
Flowpack packaging: robust protection to ensure optimum operation

Pack	Cat.Nos	Accessories
		Cable outlet with terminals With 5 terminals to take 2.5 mm ² cables Maximum cable diameter: 12 mm With cable grip
5	7 531 33	 White
5	7 532 33	 Ivory
5	7 533 33	 Aluminium
		Cable outlet without terminals Maximum cable diameter: 12 mm With cable grip
5	7 531 34	 White
5	7 532 34	 Ivory
5	7 533 34	 Aluminium

Valena™ Life

IP44 devices with white cover plate



7 521 61 + 7 540 71



7 521 59 + 7 540 81



7 531 19 + 7 540 01



7 521 77 + 7 540 01



7 540 21

Valena In'Matic mechanisms supplied with white cover plates, weatherproof membrane and support frames
To be equipped with plates. Supplied with mounted dust protection transparent shield
Flowpack packaging: robust protection to ensure optimum operation

Pack	Cat.Nos	Switches 10 AX - 250 V~
5	7 521 51	Automatic terminals One-way switch <input type="checkbox"/> White
5	7 521 56	Two-way switch <input type="checkbox"/> White
5	7 521 61	Illuminated one-way switch Equipped with 0.15 mA low consumption LED <input type="checkbox"/> White
5	7 521 67	Illuminated two-way switch Equipped with 0.15 mA low consumption LED <input type="checkbox"/> White
5	7 521 55	2-gang one-way switch <input type="checkbox"/> White
5	7 521 58	2-gang two-way switch <input type="checkbox"/> White
1	7 521 59	Illuminated 2-gang two-way switch Equipped with 2 PCS 2 x 0.15 mA low consumption LED <input type="checkbox"/> White
5	7 521 64	Double pole switch 16 AX - 250 V~ Screw terminals <input type="checkbox"/> White

Pack	Cat.Nos	Push-buttons 6 A - 250 V~
5	7 521 71	Automatic terminals Changeover push-button <input type="checkbox"/> White
5	7 521 75	Changeover push-button, bell symbol <input type="checkbox"/> White
5	7 521 76	Illuminated changeover push-button, bell symbol Equipped with 0.15 mA low consumption LED <input type="checkbox"/> White
5	7 531 19	2P+E sockets with shutters, with flap 16 A - 250 V~ Automatic terminals German standard <input type="checkbox"/> White
5	7 531 79	French standard <input type="checkbox"/> White
1	7 521 77	Motion sensor 250 W IP 44 Accepted power by lamp type: - LEDs ¹ 3 W to 100 W - Compact fluorescent ¹ 3 W to 100 W - LEDs, CFLs, Halogen, fluorescent tubes with ferromagnetic or electronic ballast: 3 VA to 250 VA - 230 V halogen, incandescent: 3 W to 250 W Up to 3 sensors can be connected in parallel Time delay setting from 10 s to 10 min. Light level threshold setting from 5 lux to 1275 lux. Standby consumption: 0.02 W <input type="checkbox"/> White
1	7 540 21	IP 44 plate with flap Compatible with all Valena Life mechanisms IP 44 / IK 07 UV-resistant

1: if several sensors are installed on the same circuit, the minimum load increases (see data sheet)

Valena™ Life
































plates selection chart

The same Cat.No of plates can be mounted in horizontal or vertical position.

VALENA LIFE									
PLATES		1 GANG	2 GANG	3 GANG	4 GANG	5 GANG	5 module open plate	Specific 2 x 2P+E (double socket outlet)	
								single plate	double plate
									APR 2016
White		7 540 01	7 540 02	7 540 03	7 540 04	7 540 05	7 540 06	7 542 21	7 542 22
White with labelholder (horizontal)		7 540 11	7 540 12	7 540 13					
White IP 44 with flap		7 540 21							
White/chrome		7 540 31	7 540 32	7 540 33	7 540 34	7 540 35			
Ivory		7 540 41	7 540 42	7 540 43	7 540 44	7 540 45	7 540 46	7 542 31	7 542 32
Ivory with labelholder (horizontal)		7 540 51	7 540 52	7 540 53					
Ivory/gold		7 540 61	7 540 62	7 540 63	7 540 64	7 540 65			
Terracotta		7 540 71	7 540 72	7 540 73	7 540 74	7 540 75			
Lime		7 540 81	7 540 82	7 540 83	7 540 84	7 540 85			
Adria		7 540 91	7 540 92	7 540 93	7 540 94	7 540 95			
Royal white		7 541 01	7 541 02	7 541 03	7 541 04	7 541 05			
Royal ivory		7 541 11	7 541 12	7 541 13	7 541 14	7 541 15			
Link		7 541 21	7 541 22	7 541 23	7 541 24	7 541 25			
Aluminium		7 541 31	7 541 32	7 541 33	7 541 34	7 541 35	7 541 36	7 542 41	7 542 42
Pearl		7 541 41	7 541 42	7 541 43	7 541 44	7 541 45			
Inox style		7 541 51	7 541 52	7 541 53	7 541 54	7 541 55			
Copper style		7 541 61	7 541 62	7 541 63	7 541 64	7 541 65			
Dark wood		7 541 71	7 541 72	7 541 73	7 541 74	7 541 75			
Light wood		7 541 81	7 541 82	7 541 83	7 541 84	7 541 85			
SURFACE-MOUNTING BOXES									
Surface-mounting box white		7 541 91	7 541 92						
Surface-mounting box ivory		7 542 01	7 542 02						
Surface-mounting box aluminium		7 542 11	7 542 12						

Valena™ Allure

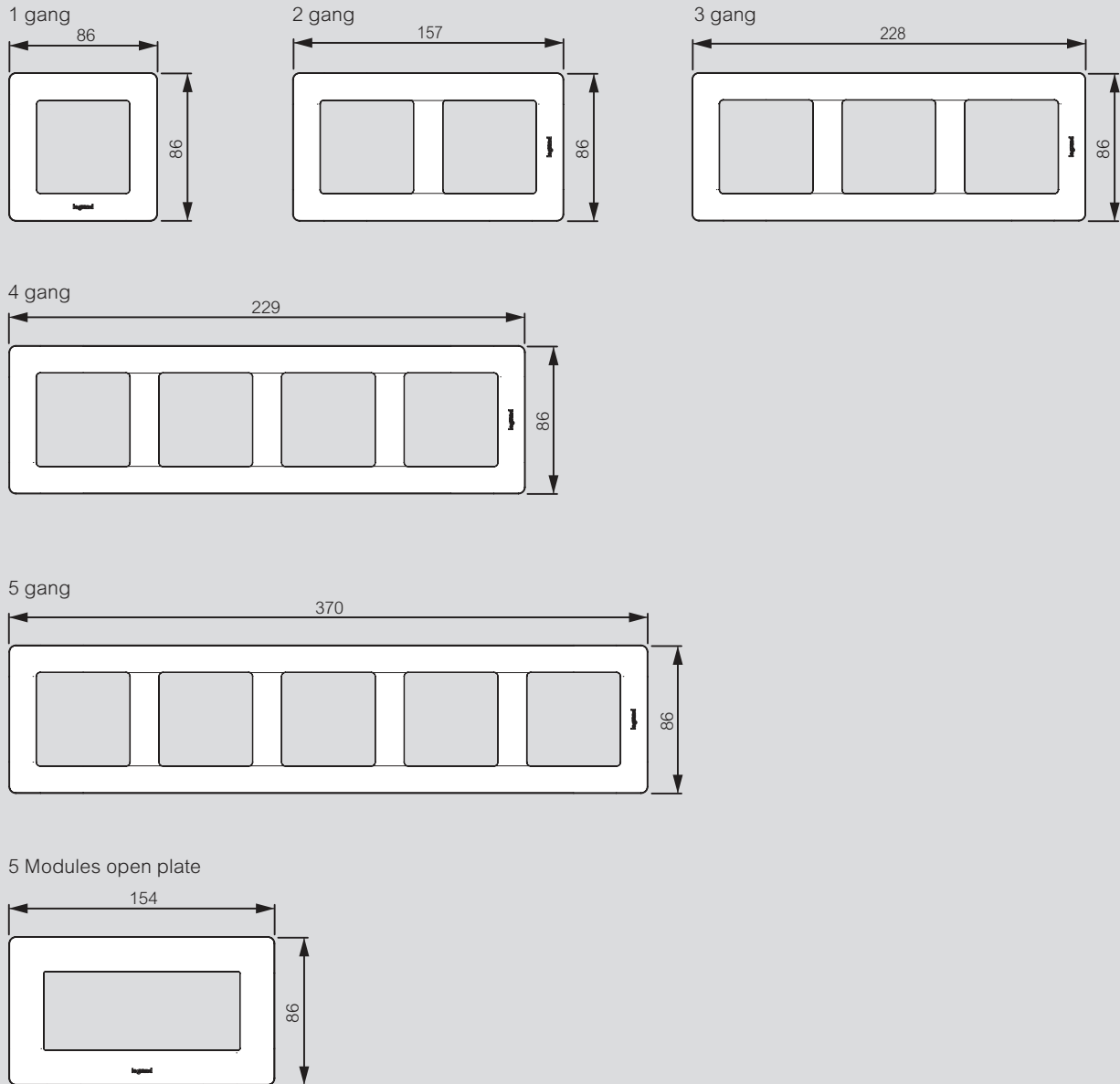
plates selection chart

VALENA ALLURE							
PLATES		1 GANG	2 GANG	3 GANG	4 GANG	5 GANG	5 M GANG
							
White		7 543 01	7 543 02	7 543 03	7 543 04	7 543 05	7 543 06
Ivory		7 543 11	7 543 12	7 543 13	7 543 14	7 543 15	7 543 16
Narcis chrome		7 543 41	7 543 42	7 543 43	7 543 44	7 543 45	
Narcis gold		7 543 51	7 543 52	7 543 53	7 543 54	7 543 55	
Flora		7 543 61	7 543 62	7 543 63	7 543 64	7 543 65	
White zen		7 543 71	7 543 72	7 543 73	7 543 74	7 543 75	
Ivory zen		7 543 81	7 543 82	7 543 83	7 543 84	7 543 85	
Aluminium		7 543 91	7 543 92	7 543 93	7 543 94	7 543 95	7 543 96
Matt black		7 544 01	7 544 02	7 544 03	7 544 04	7 544 05	7 544 06
Pearl		7 544 11	7 544 12	7 544 13	7 544 14	7 544 15	7 544 16
White mirror		7 544 21	7 544 22	7 544 23	7 544 24	7 544 25	
Black baroque		7 544 31	7 544 32	7 544 33	7 544 34	7 544 35	
Purple baroque		7 544 41	7 544 42	7 544 43	7 544 44	7 544 45	
Leather		7 544 51	7 544 52	7 544 53	7 544 54	7 544 55	
Walnut		7 544 61	7 544 62	7 544 63	7 544 64	7 544 65	
Carbon		7 544 71	7 544 72	7 544 73	7 544 74	7 544 75	
Wires		7 544 91	7 544 92	7 544 93	7 544 94	7 544 95	
Light nickel		7 555 01	7 555 02	7 555 03	7 555 04 ⁽¹⁾	7 555 05 ⁽¹⁾	
Dark nickel		7 555 11	7 555 12	7 555 13	7 555 14 ⁽¹⁾	7 555 15 ⁽¹⁾	
Palace marble		7 555 21	7 555 22	7 555 23			
Black glass		7 555 31	7 555 32	7 555 33	7 555 34	7 555 35	
White glass		7 555 41	7 555 42	7 555 43	7 555 44	7 555 45	
SURFACE-MOUNTING BOXES							
Surface-mounting box white		7 555 51	7 555 52				
Surface-mounting box ivory		7 555 61	7 555 62				
Surface-mounting box aluminium		7 555 71	7 555 72				

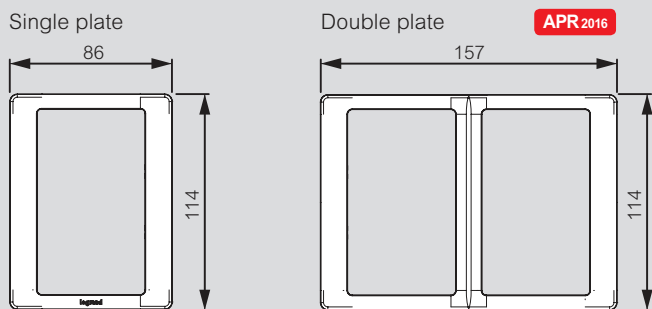
1: made to order; for delivery times, please consult us

Valena™ Life

plate dimensions (including IP44 and labelholder plates)

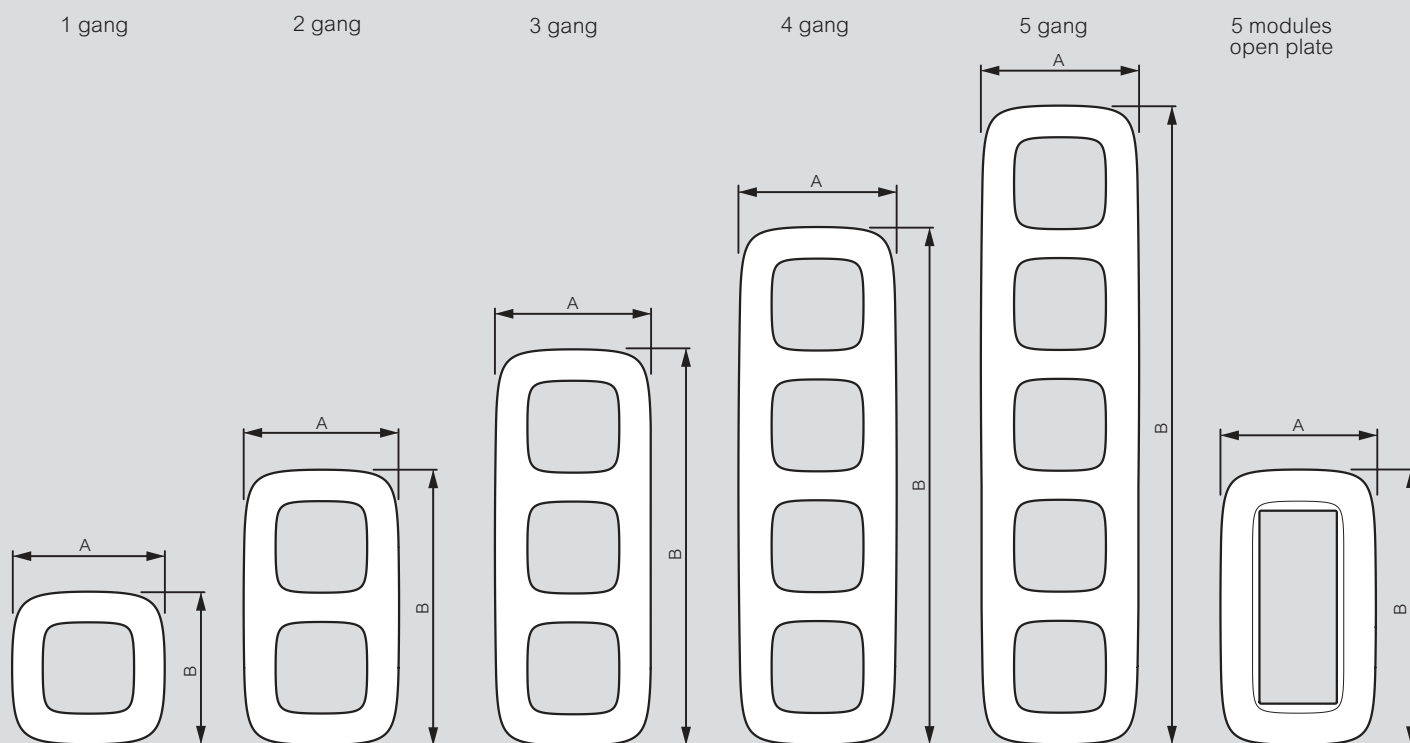


Valena Life specific plates for double sockets



Valena™ Allure

plate dimensions



	1 GANG	2 GANG	3 GANG	4 GANG	5 GANG	5 MODULE OPEN PLATE
Plate dimensions	A=92 mm B=90 mm	A=92 mm B=157 mm	A=92 mm B=233 mm	A=92 mm B=299 mm	A=92 mm B=370 mm	A=92 mm B=154 mm
White	7 543 01	7 543 02	7 543 03	7 543 04	7 543 05	7 543 06
Ivory	7 543 11	7 543 12	7 543 13	7 543 14	7 543 15	7 543 16
Narcis chrome	7 543 41	7 543 42	7 543 43	7 543 44	7 543 45	
Narcis gold	7 543 51	7 543 52	7 543 53	7 543 54	7 543 55	
Flora	7 543 61	7 543 62	7 543 63	7 543 64	7 543 65	
White zen	7 543 71	7 543 72	7 543 73	7 543 74	7 543 75	
Ivory zen	7 543 81	7 543 82	7 543 83	7 543 84	7 543 85	
Aluminium	7 543 91	7 543 92	7 543 93	7 543 94	7 543 95	7 543 96
Matt black	7 544 01	7 544 02	7 544 03	7 544 04	7 544 05	7 544 06
Pearl	7 544 11	7 544 12	7 544 13	7 544 14	7 544 15	7 544 16
Plate dimensions	A=91 mm B=91 mm	A=92 mm B=163 mm	A=93 mm B=234 mm	A=94 mm B=306 mm	A=95 mm B=377 mm	
White mirror	7 544 21	7 544 22	7 544 23	7 544 24	7 544 25	
Black baroque	7 544 31	7 544 32	7 544 33	7 544 34	7 544 35	
Purple baroque	7 544 41	7 544 42	7 544 43	7 544 44	7 544 45	
Leather	7 544 51	7 544 52	7 544 53	7 544 54	7 544 55	
Walnut	7 544 61	7 544 62	7 544 63	7 544 64	7 544 65	
Carbon	7 544 71	7 544 72	7 544 73	7 544 74	7 544 75	
Plate dimensions	A=90 mm B=90 mm	A=92 mm B=162 mm	A=92 mm B=233 mm	A=93 mm B=304 mm	A=93 mm B=374 mm	
Wires	7 544 91	7 544 92	7 544 93	7 544 94	7 544 95	
Palace marble	7 555 21	7 555 22	7 555 23			
Black glass	7 555 31	7 555 32	7 555 33	7 555 34	7 555 35	
White glass	7 555 41	7 555 42	7 555 43	7 555 44	7 555 45	
Plate dimensions	A=91 mm B=91 mm	A=92 mm B=163 mm	A=93 mm B=234 mm	A=93 mm B=304 mm	A=93 mm B=374 mm	
Light nickel	7 555 01	7 555 02	7 555 03	7 555 04	7 555 05	
Dark nickel	7 555 11	7 555 12	7 555 13	7 555 14	7 555 15	

Valena™ Life/Allure - MyHOME BUS

lighting control and automation mechanisms BUS/SCS



0 675 52

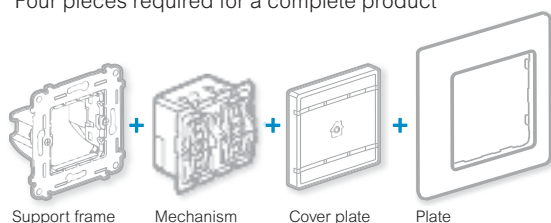
F401

To be equipped with key covers, support frame (Cat.No 7 520 44) and plates **p. xxx**
To be installed in flush-mounting boxes **p. xxx**

Pack	Cat.Nos	Micropush control mechanisms
1	0 675 52	2 modules Basic control For controlling 1 or 2 controllers (eg.: lighting, shutters, lighting+shutters) depending on the selected configuration Used to manage groups of functions and centralize them (scenario switch type)
1	0 675 53	Multifunction control For controlling 1 or 2 controllers (eg.: ON/OFF, dimming, shutters, sound system, door release) depending on the selected configuration Can control up to 4 scenarios
5	7 520 44	In'matic support for radio and MyHOME mechanisms Accepts 2-module mechanisms
1	0 675 59	Flush-mounting controller with built-in control For controlling 1 lighting circuit 1 output - 6 A
1	0 675 61	For controlling two lighting circuits or a blind motor Slat orientation control 2 outputs - 2 A 230 V power supply with neutral connection

Pack	Cat.Nos	Advanced roller shutter management devices
1	F401	Relay interlocking or pulse based motor drive Position status return: closed, open, intermediate position. Drive following different orders: up, down, or opening 2-relay controller for driving a motor Maximum motor power: 500 W, 230 Va.c. Logic relay interlocking 2 DIN modules
1	0 675 57	Controller with integrated control for driving a motor To be equipped with key covers: - shutter STOP marking - up/down symbol Maximum motor power: 500 W Logic relay interlocking Stop, up, down function Possibility of blade angle adjustment Recall of a previously saved opening/closing position Recording of the opening/closing position on the control using self-learning procedure 2 modules
1	0 675 58	Specific advanced motor management control To be equipped with key covers: - shutter STOP marking - up/down symbol Point-point, room, group, and general control of the motorised roller shutters, to be used in conjunction with actuators Cat.Nos F401 or 0 675 57 Stop, up, down function Possibility of blade angle adjustment Recall of a previously saved opening/closing position Recording of the opening/closing position on the control using self-learning procedure 2 modules

Four pieces required for a complete product



Valena™ Life/Allure - MyHOME BUS

lighting control and automation mechanisms BUS/SCS (continued)



Mechanisms to be equipped with support frame Cat.No 7 520 44 and plates

Pack	Cat.Nos	Scenario controllers
1	7 521 82	<p>For controlling a number of controllers and managing 4 scenarios To be used in conjunction with scenario module Cat.No F420 Supplied complete with scenario identification label Equipped with cover plates To be equipped with support frame (Cat.No 7 520 44) and plate</p> <p> White Valena Life</p> <p> Ivory Valena Life</p> <p> Aluminium Valena Life</p> <p> White Valena Allure</p> <p> Ivory Valena Allure</p> <p> Aluminium Valena Allure</p>
1	7 522 82	
1	7 523 82	
1	7 527 82	
1	7 528 82	
1	7 529 82	
		IR remote control
		For remote control of equipment wired on the BUS (eg: lighting, shutters, etc)
1	0 882 32	<p>IR remote control For use in conjunction with infrared receiver 5-scenario controller Supplied with batteries</p>
1	5 739 00	<p>White IR receiver To be equipped with support frame (Cat.No 7 521 44 Mosaic adaptor) and plate Can take up to 4 control units</p>

Pack	Cat.Nos	180° motion sensor
1	0 672 25	<p>PIR motion sensor Motion sensor with sensitivity setting (Light level threshold and time delay adjustable) 5 tripping modes: - automatic - automatic with constant brightness - on light level threshold - as per scenario for Cat.No MH200N - manual with constant brightness and automatic switch-off (for Cat.No 0 672 26 only)</p>
		Cover for 180° motion sensor PIR
1	7 548 84	White Valena Life
1	7 548 93	Ivory Valena Life
1	7 548 94	Aluminium Valena Life
1	7 549 03	White Valena Allure
1	7 549 04	Ivory Valena Allure
1	7 549 13	Aluminium Valena Allure
		180° dual technology presence sensor
1	0 672 26	<p>Dual technology presence sensor Infrared and ultrasonic presence sensor</p>
		Cover for dual technology presence sensor
1	7 549 20	White Valena Life
1	7 549 21	Ivory Valena Life
1	7 549 22	Aluminium Valena Life
1	7 549 25	White Valena Allure
1	7 549 26	Ivory Valena Allure
1	7 549 27	Aluminium Valena Allure

Valena™ Life/Allure - MyHOME BUS

lighting control and automation cover plates BUS/SCS



7 553 20 + 7 540 01



7 554 23 + 7 543 01



7 553 22 + 7 541 31



7 554 33 + 7 543 91

Pack	Cat.Nos	Valena Life/Allure cover plates BUS/SCS
		Regulation symbol, left-hand side mounting 1 module
1	7 555 90	White Valena Life
1	7 555 91	Ivory Valena Life
1	7 555 92	Aluminium Valena Life
1	7 554 83	White Valena Allure
1	7 554 84	Ivory Valena Allure
1	7 554 93	Aluminium Valena Allure
		Regulation symbol, right-hand side mounting 1 module
1	7 555 80	White Valena Life
1	7 555 81	Ivory Valena Life
1	7 555 82	Aluminium Valena Life
1	7 554 64	White Valena Allure
1	7 554 73	Ivory Valena Allure
1	7 554 74	Aluminium Valena Allure
		Regulation symbol 2 modules
1	7 552 60	White Valena Life
1	7 552 61	Ivory Valena Life
1	7 552 62	Aluminium Valena Life
1	7 553 93	White Valena Allure
1	7 553 94	Ivory Valena Allure
1	7 554 03	Aluminium Valena Allure
		Light symbol, left-hand side mounting 1 module
1	7 555 25	White Valena Life
1	7 555 26	Ivory Valena Life
1	7 555 27	Aluminium Valena Life
1	7 555 28	White Valena Allure
1	7 555 29	Ivory Valena Allure
1	7 555 30	Aluminium Valena Allure
		Light symbol, right-hand side mounting 1 module
1	7 552 65	White Valena Life
1	7 552 66	Ivory Valena Life
1	7 552 67	Aluminium Valena Life
1	7 554 94	White Valena Allure
1	7 555 00	Ivory Valena Allure
1	7 555 24	Aluminium Valena Allure
		Light symbol 2 modules
1	7 552 30	White Valena Life
1	7 552 31	Ivory Valena Life
1	7 552 32	Aluminium Valena Life
1	7 553 79	White Valena Allure
1	7 553 83	Ivory Valena Allure
1	7 553 84	Aluminium Valena Allure

Pack	Cat.Nos	Valena Life/Allure cover plates BUS/SCS
		Dimmer symbol 2 modules
1	7 553 20	White Valena Life
1	7 553 21	Ivory Valena Life
1	7 553 22	Aluminium Valena Life
1	7 554 23	White Valena Allure
1	7 554 24	Ivory Valena Allure
1	7 554 33	Aluminium Valena Allure
		Up/Down symbol either side 1 module
1	7 554 00	White Valena Life
1	7 554 01	Ivory Valena Life
1	7 554 02	Aluminium Valena Life
1	7 554 53	White Valena Allure
1	7 554 54	Ivory Valena Allure
1	7 554 63	Aluminium Valena Allure
		Up/Down symbol 2 modules
1	7 553 10	White Valena Life
1	7 553 11	Ivory Valena Life
1	7 553 12	Aluminium Valena Life
1	7 554 04	White Valena Allure
1	7 554 13	Ivory Valena Allure
1	7 554 14	Aluminium Valena Allure
		GEN marking 2 modules
1	7 552 40	White Valena Life
1	7 552 41	Ivory Valena Life
1	7 552 42	Aluminium Valena Life
1	7 553 88	White Valena Allure
1	7 553 89	Ivory Valena Allure
1	7 553 91	Aluminium Valena Allure

Valena™ Life/Allure - MyHOME BUS

lighting control and automation cover plates BUS/SCS



7 554 00 + 7 555 55
+ 7 540 01



7 554 53 + 7 555 47
+ 7 543 01



7 554 02 + 7 555 57
+ 7 541 31



7 554 63 + 7 555 49
+ 7 543 91

Pack	Cat.Nos	Valena Life/Allure cover plates BUS/SCS
		GEN/ON/OFF marking, left-hand side mounting
		1 module
1	7 555 65	White Valena Life
1	7 555 66	Ivory Valena Life
1	7 555 67	Aluminium Valena Life
1	7 555 39	White Valena Allure
1	7 555 40	Ivory Valena Allure
1	7 555 46	Aluminium Valena Allure
		GEN/ON/OFF marking, right-hand side mounting
		1 module
1	7 555 55	White Valena Life
1	7 555 56	Ivory Valena Life
1	7 555 57	Aluminium Valena Life
1	7 555 36	White Valena Allure
1	7 555 37	Ivory Valena Allure
1	7 555 38	Aluminium Valena Allure
		GEN/ON/OFF marking
		2 modules
1	7 550 80	White Valena Life
1	7 550 81	Ivory Valena Life
1	7 550 82	Aluminium Valena Life
1	7 553 64	White Valena Allure
1	7 553 68	Ivory Valena Allure
1	7 553 69	Aluminium Valena Allure
		ON/OFF marking, left-hand side mounting
		1 module
1	7 555 85	White Valena Life
1	7 555 86	Ivory Valena Life
1	7 555 87	Aluminium Valena Life
1	7 555 58	White Valena Allure
1	7 555 59	Ivory Valena Allure
1	7 555 60	Aluminium Valena Allure
		ON/OFF marking, right-hand side mounting
		1 module
1	7 555 75	White Valena Life
1	7 555 76	Ivory Valena Life
1	7 555 77	Aluminium Valena Life
1	7 555 47	White Valena Allure
1	7 555 48	Ivory Valena Allure
1	7 555 49	Aluminium Valena Allure
		ON/OFF marking
		2 modules
1	7 551 70	White Valena Life
1	7 551 71	Ivory Valena Life
1	7 551 72	Aluminium Valena Life
1	7 553 73	White Valena Allure
1	7 553 74	Ivory Valena Allure
1	7 553 78	Aluminium Valena Allure

Pack	Cat.Nos	Valena Life/Allure cover plates BUS/SCS
		Light and sound diffusion, right-hand side mounting
		1 module
1	7 555 95	White Valena Life
1	7 555 96	Ivory Valena Life
1	7 555 97	Aluminium Valena Life
1	7 555 68	White Valena Allure
1	7 555 69	Ivory Valena Allure
1	7 555 70	Aluminium Valena Allure
		Light and sound diffusion, left-hand side mounting
		1 module
1	7 553 13	White Valena Life
1	7 553 14	Ivory Valena Life
1	7 553 23	Aluminium Valena Life
1	7 555 73	White Valena Allure
1	7 555 74	Ivory Valena Allure
1	7 555 78	Aluminium Valena Allure
		Shutter STOP marking either side
		1 module
1	7 553 40	White Valena Life
1	7 553 41	Ivory Valena Life
1	7 353 42	Aluminium Valena Life
1	7 554 34	White Valena Allure
1	7 554 44	Ivory Valena Allure
1	7 554 43	Aluminium Valena Allure
		Without marking either side
		1 module
1	7 553 30	White Valena Life
1	7 553 31	Ivory Valena Life
1	7 553 32	Aluminium Valena Life
1	7 553 24	White Valena Allure
1	7 553 33	Ivory Valena Allure
1	7 553 34	Aluminium Valena Allure
		Without marking
		2 modules
1	7 550 60	White Valena Life
1	7 550 61	Ivory Valena Life
1	7 550 62	Aluminium Valena Life
1	7 553 43	White Valena Allure
1	7 553 44	Ivory Valena Allure
1	7 553 63	Aluminium Valena Allure

Valena™ Life/Allure - MyHOME BUS

modular equipment for lighting control and automation BUS/SCS



F414



F425



F420



F422

Load selection charts [p. xxx](#)
 Technical characteristics [p. xxx](#)

Pack	Cat.Nos	Multi-application DIN controllers
1	F401	Controller with 2 relays for controlling a motor Max. motor power: 500 W 230 VAC Logical relay interlock 2 DIN modules
1	F411/1N	NO contact - For lighting (residential), shutters and motors 2 DIN modules 17.5 mm 1 output 16 A
1	F411/2	2 outputs 10 A
1	F411/4	4 outputs 6 A - common phase
1	F411/1NC	Controller with 1 NO/NC relay For lighting: 16 A resistive, 10 A incandescent lamps, 4 A cos φ 0.5 for ferromagnetic transformers and 4 A for fluorescent lamps with 2 DIN modules
DIN controllers for dimming For use in conjunction with loads and control mechanisms (p. xxx) for dimming control		
1	F414	For incandescent, halogen and ferromagnetic loads Load: 60 - 1000 W/230 VA - 50 Hz 4 DIN modules 17.5 mm
1	F415	For electronic transformers loads 1 output Load: 0.25 to 1.7 A/230 VA - 50 Hz 4 DIN modules 17.5 mm
1	F418	For dimmable LEDs, compact fluorescent lamps (CFL), energy saving halogen lamps and electronic transformers 1 output - 300 VA maximum 230 V~ - 150 VA maximum 127 V= 4 DIN modules 17.5 mm
1	F413N	For 1-10 V ballasts Load: 460 VA maximum 2 DIN modules 17.5 mm

Pack	Cat.Nos	Contact interfaces
1	F428	Allow connection between traditional wiring devices such as switches, time delay switches or external sensors 2 independent contacts 2 DIN modules 17.5 mm
1	3477	To be installed in flush-mounting box
Additional DIN devices 2 DIN modules 17.5 mm		
1	F425	Memory module for actuators Restore the last state of an actuator in the event of a power failure
1	F420	Scenario module Allows creation of scenarios by linking different functions Up to 16 scenarios
1	F422	SCS-SCS gateway (extension) Allows extension of the installation or integration of different functions Suitable for larger installations

Pack	Cat.Nos	Basic module controllers
1	3475	For lighting: 2 A resistive or incandescent lamps and 2 A cos φ 0.5 for ferromagnetic transformers Physical or virtual configuration Controller with 1 relay Suitable for installation in luminaire fixing covers or in flush-mounting boxes behind the control devices
1	3476	Controller/control unit with 1 relay with an input for conventional push-button with NO contact

Valena™ Life/Allure - MyHOME BUS

lighting control and automation BUS/SCS

Lighting and automation controllers

Description	Cat.No.	Incandescent and 230 V halogen lamps	ELV halogen lamp with ferromagnetic transformer	ELV halogen lamp with electronic transformer	Compact fluorescent lamp	Fluorescent lamp ⁽²⁾	LED	Motors
Basic module actuator with 1 relay 1 C/NO output	3475	2 A 460 W	2 A cos φ 0.5 460 VA	-	40 W Max. 1 lamp	-	40 W Max. 1 lamp	-
Basic module actuator with 1 relay 1 C/NO output + 1 NO contact input	3476	2 A 460 W	2 A cos φ 0.5 460 VA	-	40 W Max. 1 lamp	-	40 W Max. 1 lamp	-
DIN actuator with 2 DIN modules - 1 relay - 1 C/NO/NC output	F411/1N	10 A 2300 W	4 A cos φ 0.5 920 VA	4 A 920 W	500 W Max. 10 lamps	4 A 920 W	500 W Max. 10 lamps	-
Actuator with 2 DIN modules - 2 relays - 2 C/NO outputs	F411/2	6 A 1380 W	2 A cos φ 0.5 460 VA	1 A 230 W	250 W Max. 4 lamps	1 A 230 W	250 W Max. 4 lamps	2 A 460 W
Actuator with 2 DIN modules - 4 relays - 4 NO outputs - 1 common	F411/4	2 A 460 W	2 A cos φ 0.5 460 VA	0.3 A 70 W	70 W Max. 2 lamps	0.3 A 70 W	70 W Max. 2 lamps	2 A 460 W
Actuator with 2 DIN modules - 1 relay - 1 C/NC output	F411/1NC	10 A 2300 W	4 A cos φ 0.5 920 VA	4 A 920 W	500 W Max. 10 lamps	4 A 920 W	500 W Max. 10 lamps	-
Dimmer actuator with 2 DIN modules - 1 NO output - 1 x 0-10 V output	F413N	-	-	-	-	2 A - 460 W Max. 10 type T5, T8 0-10 V ballasts, compatible with LED driver	-	-
Dimmer actuator with 4 DIN modules - 1 output	F414	0.25-4.3 A 60-1000 W - 50 Hz	0.25-4.3 A 60-1000 VA-50 Hz	-	-	-	-	-
Dimmer actuator with 4 DIN modules - 1 output	F415	-	-	0.25-1.7 A 60-400 VA-50 Hz	-	-	-	-
Actuator with 1 DIN module - 1 x 16 A C/NO/NC output with consumption measurement option with additional core - 0 V breaking	F522	10 A 2300 W	4 A cos φ 0.5 920 VA	4 A 920 W	500 W Max. 10 lamps	4 A 920 W	500 W Max. 10 lamps	-
Actuator with 1 DIN module - 1 x 16 A C/NO/NC output - 0 V breaking	F523	10 A 2300 W	4 A cos φ 0.5 920 VA	4 A 920 W	500 W Max. 10 lamps	4 A 920 W	500 W Max. 10 lamps	-
Dimmer actuator with 4 DIN modules - 1 output	F418	0.9 A 200 W	-	-	0.9 A 200 W ⁽¹⁾	-	0.9 A 200 W	-
Dedicated roller blind actuator	F401	-	-	-	-	-	-	2 A 460 W
Dedicated roller blind control unit actuator	067557	-	-	-	-	-	-	2 A 460 W
Control unit actuator with 2 relays 2 outputs for controlling a blind or 2 lamps	067556	2 A 460 W	2 A cos φ 0.5 460 VA	0.3 A 70 W	70 W Max. 2 lamps	0.3 A 70 W	70 W Max. 2 lamps	2 A 460 W

1: The compact fluorescent lamp MUST be of dimmable type. Refer to the lamp instructions

2: Rephased fluorescent lamps, low-energy lamps, discharge lamps

Valena™ Life/Allure - MyHOME BUS

temperature control BUS/SCS



3550



7 521 31 + 7 541 31



7 527 31 + 7 543 01



F430/2



F430/4



F430R8

Technical characteristics [p. xxx](#)











Pack	Cat.Nos	Central unit for temperature control	Pack	Cat.Nos	DIN rail actuators 100/240 VA - 50/60 Hz
1	3550	<p>Central unit for the management of a temperature control system with up to 99 zones - the product also includes the TiThermo Basic software for programming from PC - wall mounted installation or in MULTIBOX enclosures</p>	1	F430/2	<p>Actuator with 2 independent relays For single and double loads: 6 A resistive, 3 A motorised valves and pumps 2 DIN modules 17.5 mm</p>
		<p>Display thermostats Flush mounting thermostat with backlit display. Can be used to control the temperature of an individual zone, whether or not a temperature central unit is present. Features a temperature probe and an input for connecting a contact line (e.g. window contact). Can be used to manage different types of systems, and to adjust the fan speed when fan coils are used. Possibility of automatic operation (summer/winter), with compatible systems. Connection to SCS BUS - 2 modules</p>	1	F430/4	<p>Actuator with 4 independent relays For single, double or mixed loads: 6 A resistive, 3 A motorised valves, pumps and fan-coils 2 DIN modules 17.5 mm</p>
1	7 521 31	Valena Life	1	F430R8	<p>DIN actuators for the control of ON/OFF valves, motorised valves, pumps and fan coils with 0-10 V proportional valves Actuator with 8 independent relays for the control of ON/OFF valves, motorised valves (open-close and three-point valves), pumps and fan coils with 2 and 4 tubes - 4 A resistive, 1 A motorised valves, pumps and fan coils - connection to SCS BUS - 4 DIN modules</p>
1	7 527 31	Valena Allure	1	F430R3V10	<p> Actuator with 3 independent relays and 2 x 0-10 Volt outputs for the control of fan coils with 2 and 4 tubes with 0-10 Volt proportional valves - 4A resistive, 1A fan coils - connection to SCS BUS - 4 DIN modules</p>
			1	F430V10	<p> Actuator with 2 x 0-10 Volt outputs for the control of 0-10 proportional valves - connection to SCS BUS - 2 DIN modules</p>
			1	3507/6	<p>Battery for temperature control central unit 6 V 0.5 Ah battery for central unit</p>
			1	3456	<p>IR transmitter for splitter For controlling splitters in different modes (auto-hot- cold) - Management of ON/OFF speeds (auto-low-medium or high) Temperature range between 16 °C and 30 °C Air conditioning remote control can "learn" the IR signal. Can be installed behind the air conditioning unit. Supplied complete with 2 m cable</p>
			1	F450	<p>Gateway Open-BacNet Interface for TouchScreen control of Bacnet devices as Fan coils, AC, ATU, VAV units floor heating</p>

Valena™ Life/Allure - MyHOME BUS

energy and load shedding management BUS/SCS



3522 F520 3508 BUS F522

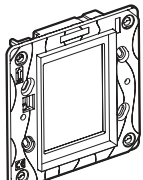


Pack	Cat.Nos	Consumption indicators	Pack	Cat.Nos	Load and load shedding management
1	3522N	Pulse counter interface  <p>Used to store data from a pulse counter (water, colorimetry, heat or gas) In countries subject to the ATEX Directive it's mandatory to use a zener barrier/galvanic insulation barrier between the pulse counter interface and the gas meter The barrier must comply with the ATEX directive and must be installed outside the ATEX zone Install one pulse counter interface per meter to measure the consumption individually Consumption data stored hour by hour, and kept for several years (12 years) Display can be in the form of histograms or statistical data Use a touch screen Cat.Nos 0 672 67/68 or 0 672 92, to display the consumption of the various meters</p>	1	F521	Central control unit  <p>Used to define an energy threshold and manage load shedding priorities set on controllers to avoid unwanted interruptions as a result of exceeding the energy contract Manages up to 63 controllers The max. authorised power threshold can be defined The settings can be activated/deactivated from the touch screen Instantaneous and cumulative display of circuit consumption on the touch screen Integrated memory module For installation in the consumer unit 1 DIN module 17.5 mm</p>
1	F520	Consumption indicator for 3 circuits  <p>For single phase installations Supplied with a toroid and its link Each toroid can monitor one circuit The consumption indicator can take up to 3 toroids, for monitoring 3 separate circuits Several consumption indicators can be installed to monitor more than 3 circuits on the installation. Instantaneous and cumulative display of the consumption for each circuit and display of consumption on touch screens Cat.Nos 0 672 67/68 or 0 672 92 Display can be in the form of histograms or statistical data Consumption data can be stored for 1 year, hour by hour, 2 years day by day or 12 years month by month</p>	1	F523	16 A controller  <p>Used to define a priority level for a circuit in the context of a load shedding function For installation in the consumer unit 1 DIN module 17.5 mm Can be used as an electronic control box controller and/or an energy management controller</p>
1	3523	Additional toroid  <p>Operates with consumption indicator Cat.No F520 Also operates with controller Cat.No F522 for load diagnostics 90 A max. Cable cross-section 25 mm² max.</p>	1	F522	16 A controller with consumption measurement  <p>Used to define a priority level for a circuit in the context of a load shedding function For installation in the consumer unit 1 DIN module 17.5 mm Can be used as an electronic control box controller and/or an energy management controller Measures the consumption of the load being controlled and displays (via touch screen Cat.Nos 0 672 92) instantaneous and cumulative consumption with separate reset - Diagnostics of the load being controlled with use of toroid Cat.No 3523</p>
1	F524	IP data concentrator  <p>Used to display the data measured by the system via several web pages Can handle different billing rates Integrated memory for up to 10 pulse counter circuits Centralises the data from circuits/pulse counter Automatic backup onto SD card</p>			
		Connectors Spare parts for consumption indicator Cat.No F520 and controllers Cat.Nos F521, F522, F523			
10	3508BUS	 BUS connector, depth 3.81 mm			
10	3508U2	 2-pole connector			
10	3508U3	 3-pole connector			

Valena™ Life/Allure - MyHOME BUS

home system management BUS/SCS



Gateway device for remote and local management of the MyHOME system using specific software programs and apps. It can also be used as gateway for virtual configuration of devices using MyHOME_Suite - 1 DIN module.

Pack	Cat.Nos	Local management	Pack	Cat.Nos	Remote management
1	0 672 92	3.5" touch screen  3.5" touch screen used to control the following BUS functions: - Triggering scenarios - Light and roller blind control - Temperature display and management - Energy management in conjunction with consumption indicator Cat. No F520, display of consumption of the installation New features: open protocol integrated, more powerful processor, front USB access. To be installed in flush-mounting box Cat.Nos 0 892 79 or 0 893 79 Equipped with surround, to be equipped with special plate Cat.No 0 693 46	1	F454	Web server gateway TCP-IP  Audio/video web server for the remote and local control of the system using web pages or specific software programs and apps. The device can operate as a gateway for the use of the MHVisual and MyHOME_Suite software - 6 DIN modules
1	0 672 68	New generation 10" multimedia video touch screen 10" touch screen performing the functions of an internal unit and a touch screen The new graphic interface enables different kinds of customisations Integrated web browser Can be used to control all the My Home functions from one single point in the home: - performing scenarios - switching on/off, and dimming lights - shutter control - temperature display and management - energy management: consumption display and load shedding - management of multimedia content (photo frame, audio player, MP3, etc) Wall mounted installation, support supplied Requires a power supply Cat.No 3 460 20	1	MHVISUAL	Other devices Supervision software Can be used in order to tune up the system's functions through a computer, and to follow them on real time basis Scenario programmer  Device for the execution of scenarios programmed using MyHOME_Suite software. The scenario may be combined with times and dates, manual activations, events managed through AUX channels, or generated by the Automation and Temperature Control systems
1	0 672 67		<input type="radio"/> White <input checked="" type="radio"/> Black	2	
1	0 672 28	New generation 10" multimedia video touch screen As above - with capacitive display <input type="radio"/> White <input checked="" type="radio"/> Black	2	0 892 79	Plates for 3.5" touch screens <input type="radio"/> White <input checked="" type="radio"/> Titanium <input type="radio"/> Brushed stainless steel <input type="radio"/> Nickel velvet <input type="radio"/> Wenge <input type="radio"/> Maple <input type="radio"/> Kaolin glass <input type="radio"/> Carbone <input type="radio"/> Graphite glass
1	0 672 19			1	
			1	0 689 16	
			1	0 691 26	
			1	0 691 16	
			1	0 692 06	
			1	0 692 16	
			1	0 693 16	
			1	0 689 87	
			1	0 693 06	

Valena™ Life/Allure - MyHOME BUS

hotel equipment BUS/SCS



7 521 98



7 521 99

Pack	Cat.Nos	Control indicators for room management
1	7 521 97	Supplied with support frame DO NOT DISTURB – MAKE UP ROOM external indicator and bell push-button Supplied with cover plate
1	7 527 97	Valena Life Valena Allure
1	7 521 98	DO NOT DISTURB – MAKE UP ROOM external indicator and bell push-button + badge reader Supplied with cover plate
1	7 527 98	Valena Life Valena Allure
1	0 675 93	DO NOT DISTURB – MAKE UP ROOM control unit To be completed with support frame 7 520 44 and cover plates
1	7 521 99	8 push-button control for lighting, automation and scenario functions Can be customised with A sheets Cat.Nos 3541 and 3542
1	7 527 99	Valena Life Valena Allure
1	3542	A5 sheets For the customising of the symbols of Cat.Nos 7 521 99 and 7 527 99
1	3541	○ White ● Black

1	7 549 40	Cover plate with symbols for control mechanism BUS/SCS Cat.No 0 675 93
1	7 549 41	Cover plate with DO NOT DISTURB symbol - 2 modules
1	7 549 42	□ White Valena Life ■ Ivory Valena Life ■ Aluminium Valena Life
1	7 549 45	○ White Valena Allure
1	7 549 46	● Ivory Valena Allure
1	7 549 47	○ Aluminium Valena Allure
1	7 549 30	Couple of cover plate with DO NOT DISTURB symbol and MAKE UP ROOM symbol
1	7 549 31	□ White Valena Life
1	7 549 32	■ Ivory Valena Life
1	7 549 33	■ Aluminium Valena Life
1	7 549 34	○ White Valena Allure
1	7 549 48	● Ivory Valena Allure
		○ Aluminium Valena Allure

1	7 521 31	Display thermostat Flush mounting thermostat with backlit display. Can be used to control the temperature of an individual zone, whether or not a temperature central unit is present. Features a temperature probe and an input for connecting a contact line (e.g. window contact). Can be used to manage different types of systems, and to adjust the fan speed when fan coils are used. Possibility of automatic operation (summer/winter), with compatible systems. Connection to SCS BUS - 2 modules
1	7 527 31	Valena Life Valena Allure

Pack	Cat.Nos	BUS/SCS keycard switches
		Control unit placed inside the room. For 45 mm or 54 mm standard format badge/card. Badge-holder with backlit slot. 2 operating modes: - when used with the MH202 scenario programmer, can be used to initiate one advanced scenario on inserting the card and another on withdrawing the card. - when used with the F420 scenario module, can be used to activate a group of actuators and initiate an incoming scenario, and deactivate a group of actuators and initiate an exit scenario. Exit time delay adjustable. To be equipped with support frame 7 520 44 and cover plate
1	0 675 65	Keycard switch Mechanical
1	0 675 66	RFID Only works with ISO 13.56 MHz badges
1	7 551 60	Cover plates for keycard switch □ White Valena Life / Valena Allure (common Cat.No)
1	7 551 61	■ Ivory Valena Life / Valena Allure (common Cat.No)
1	7 551 62	■ Aluminium Valena Life / Valena Allure (common Cat.No)
1	7 551 68	● Black Valena Allure
1	7 551 69	○ Pearl Valena Allure
1	3547	Keycards Badge in credit card format (ISO 50 x 80 mm). Uses transponder technology with 13.56 MHz frequency. Programmable with device Cat. No. 348402.
1	3 484 02	Desktop badge programmer for connecting to the receiving PC
1	MH201	IP Scenario modules It manages scenarios related to hotel rooms (with basic time and logic conditions) - It works as a gateway for the Configuration software
1	3544SW	Software for monitoring the room status, for the corresponding basic management and the programming of badges - for hotels with up to 20 rooms
1	3546SW	Software for monitoring the room status, for the corresponding basic management and the programming of badges - for hotels with over 20 rooms
1	F458	IP server Device to be used to manage systems with over 100 rooms or zones (more than 100 Cat.No MH201) - 6 DIN modules.

Valena™ Life/Allure - MyHOME BUS

power supplies and MyHOME accessories



E46ADCN



3501/AUX



3501/CEN

Valena™ Life/Allure - KNX device

BUS/KNX manual control



0 675 71

Load selection charts [p.xxx](#)
 Technical characteristics [p.xxx](#)

Pack	Cat.Nos	BUS power supplies
1	E46ADCN	27 V_~ - 1.2 A Maximum consumption: 300 mA Maximum current supplied: 1.2 A 8 DIN modules 17.5 mm Input voltage: 230 VA output voltage 27 V _~
1	E49	27 V_~ - 0.6 A Maximum current supplied: 0.6 A 2 DIN modules 17.5 mm Input voltage: 230 VA output voltage 27 V _~

Pack	Cat.Nos	BUS/SCS cables
1	L4669	Conform to IEC 45-5 and IEC 20-20 Grey Length 100 m
1	L4669/500	Length 500 m
1	L4669KM1	Length 1000 m. Supplied on wooden reels

Pack	Cat.Nos	BUS spare clamp
10	3515	Used to connect the various system components (controls, dimmers, etc) to the BUS line Male connector

Pack	Cat.Nos	USB cable
1	3559	Programming cable

Pack	Cat.Nos	Plug-in jumpers
Jumpers Used to associate an address with the different system components		
10	3501/0	0
10	3501/1	1
10	3501/2	2
10	3501/3	3
10	3501/4	4
10	3501/5	5
10	3501/6	6
10	3501/7	7
10	3501/8	8
10	3501/9	9
5	3501/GEN	GEN
5	3501/GR	GR
5	3501/AMB	AMB
5	3501/AUX	AUX
5	3501/ON	ON
5	3501/OFF	OFF
5	3501/O/I	O/I
5	3501/PUL	PUL
5	3501/SLA	SLA
5	3501/CEN	CEN
5	3501/T	↑↓
5	3501/TM	↑↓M
1	3501K/1	Kit with: AUX, GEN, GR,AMB, ON, OFF, O/I, PUL, SLA,CEN, ↑↓, ↑↓M (10 pieces of each figure)
1	3501K	Kit with «0 to 9» jumpers (10 of each number)
Plier		
1	3502	Plier for plug-in in jumpers

Pack	Cat.Nos	Virtual configuration software
1	3504	Used to configure mechanisms and controllers in the installation for applications such as lighting, shutters For use in conjunction with TCP-IP web servers F454 Comprising: 1 CD with software for PC

Pack	Cat.Nos	KNX wired control unit
1	0 675 71	Used to control lighting (ON/OFF, dim, scenario, forcing), roller blind (up, down, stop), awnings and other receivers. Equipped with programmable RGB LEDs (12 colours available) which indicate the load status and provide system status feedback (normal or forced operation, override, day/night marking, etc), alarms 1 or 2 buttons - 4 actuation points To be equipped with support frame Cat.No 7 520 44 and cover plate

Valena™ Life/Allure - MyHOME BUS

lighting control and automation BUS/SCS

■ System principle

The Lighting Control system allows the management of different functions in a simultaneous and integrated way. All the components of the Lighting Control system are interconnected via an electronic circuit that can be programmed: the BUS. The information is exchanged through the 2 wire BUS cable at low voltage (27 V_{DC}).

There are two types of devices in the system:

- the control units, which are connected only to the BUS cable and
- the actuators, both connected to the BUS cable and to the 230 VA power line for managing the connected load.

When the Lighting Control system devices are configured properly, it is possible to manage the load as follows:

- control for a single load
- control for one or more load groups;
- simultaneous management of all loads

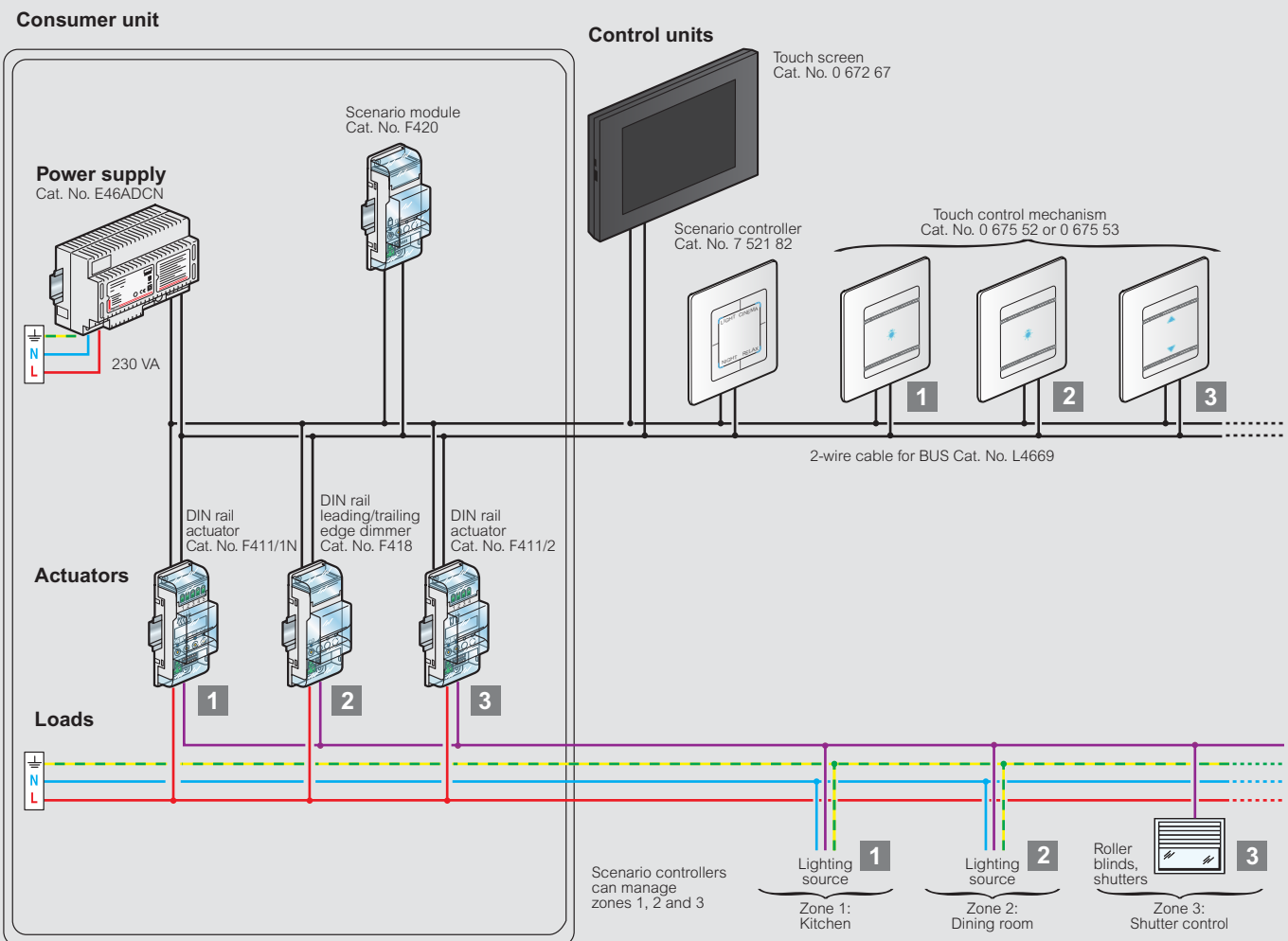
It is also possible to carry out special functions which are difficult to achieve with conventional electrical systems.

These functions are called scenarios

One scenario is a set of simultaneous controls of multiple groups of loads, used in order to modify the environment according to the user's needs.

An example of a scenario can be represented by the simultaneous activation of lights, which can be performed by the user after entering the building, by using a single control device or by using the Touch Screen menu.

■ Installation principle



Notes



FOLLOW US ALSO ON

@ www.legrand.com

 www.youtube.com/user/legrand

 www.facebook.com/Legrand

 twitter.com/legrand

 pinterest.com/legrandgroup



World Headquarters
and International Department
87045 Limoges Cedex - France
☎ : + 33 (0) 5 55 06 87 87
Fax: + 33 (0) 5 55 06 74 55